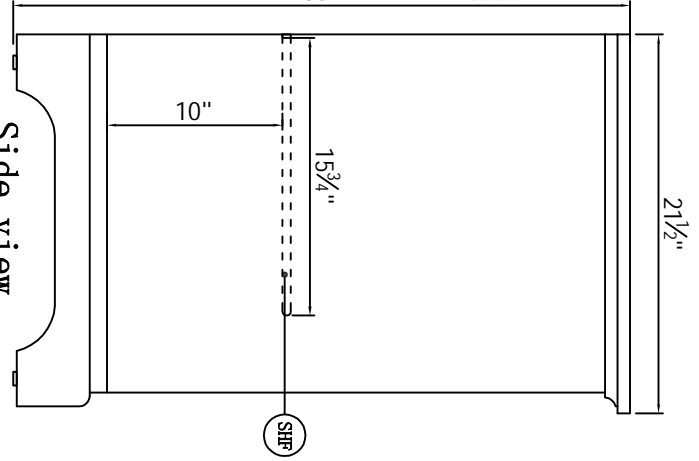
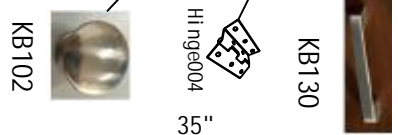
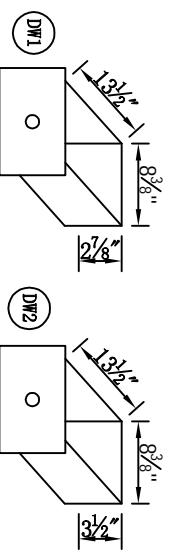


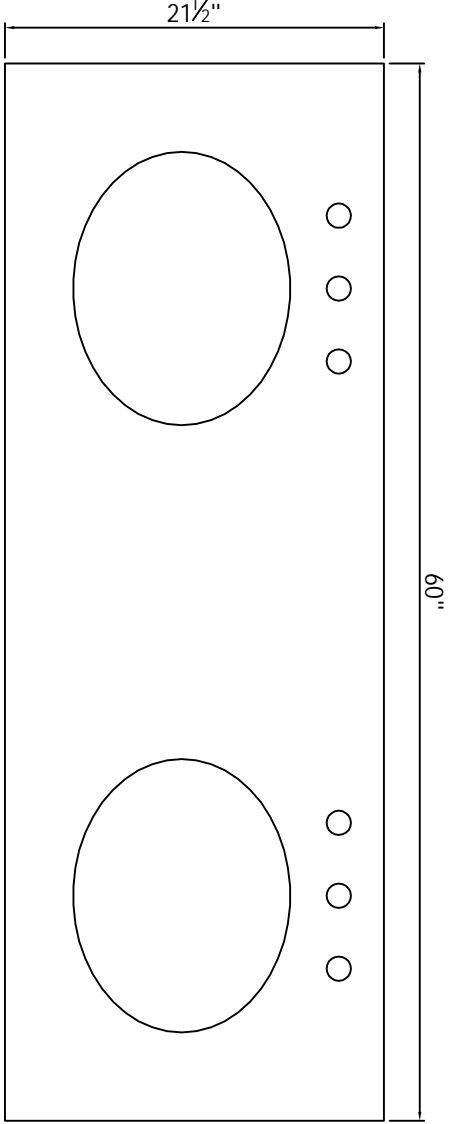
Front view



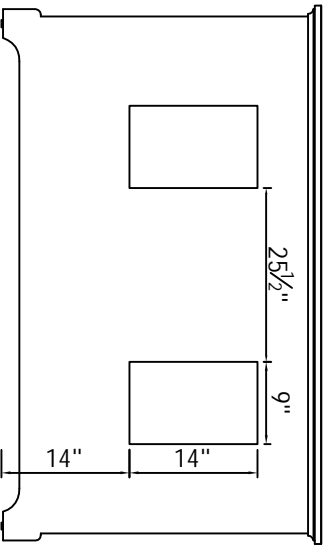
Side view



Drawer Interior Size



Top view



Back view

DWG. NO.

MODEL NO:

VF15060DWH

SPEC NO:

QUANTITY:

DATE:

CHECKED BY:

FOR PROPOSAL ONLY ALL DIMENSIONS TO BE VERIFIED

PROJECT:

COLOR:

FINISH:

REVISIONS

1	
2	
3	
4	
5	
6	

ELEGANT
FURNITURE & LIGHTING™

500-550 E. Erie Avenue
Philadelphia PA 19134
1-888-388-3390

Model #	VF15060DWH	Finish	White	Mirror type	N/A	Beveled glass	N/A	Frame material	Solid wood and MDF
Solid wood construction	Solid wood legs	Drawers Included	Yes	Number of Drawers	4	Joinery Type	SQUARE ENDED BUTT JOINT	Drawer railing	WOOD
Drawer Length	DW1: 10-1/4", DW2: 10-1/4"	Drawer Width	DW1: .14", DW2: .14"	Drawer Height	DW1: 4-3/4", DW2: 5-3/8"	Shelves	Yes	Number of Shelves	1
Doors included	Yes	Number of Doors	4	Finished Back	Yes	Hardware finish	Brushed steel finish	Assembly	No
Countertop included	Yes	Countertop material	Marble	Number of Sinks	2	Sink material	Porcelain	Sink length	15.25
Sink width	12	Sink height	7	accommodated Sink hole size	1.75	Mounting type	Free-Standing	Backsplash	No
Backsplash Length	N/A	Backsplash width	N/A	Backsplash height	N/A	Drain assembly included	No	Faucet included	No
Faucet type	No	Faucet hole size	1.5	Faucet hole spacing	8"3 Holes	Length/Diameter	60	Width	21.5
Height	35	Package LENGTH (inches)	65.25	Package WIDTH (inches)	26.88	Package Height (inches)	40.75	Package Weight (lbs)	273.9
Product Weight	215.6	Shipment Type	LTL	table top width	21.5"	table top finish	Carrara white	glass top tempered	N/A
table top maximum weight	66 LBS	Table: seating capacity	2	upholstery color	N/A	upholstery pattern	N/A	cushion material	N/A
base finish	White	powder coated finish	NO	base material	MDF	top material	Marble	wood species	Rubberwood
tip over restraint strap	NO	shape of top	Rectangle	lift top	NO	shelf material	MDF	adjustable shelves	NO
Drawer Handle designs & Door Knob Model	(Knobs & Bar pulls) & (KB102 & KB130)	safety stop	Yes	felt lined drawers	NO	drawer glide extension	Under mount wood slides	drawer glide material	WOOD
drawer dividers	NO	Drawer Interior finish	White	Ball Bearing Glides	NO	soft close drawer glides	NO	Number of cabinets	2
shelf height	SHF1: 10", SHF2: 10"	shelf width	SHF1: 20-1/2", SHF2: 20-1/2"	shelf depth	SHF1: 15-3/4", SHF2: 15-3/4"	Shelf thickness	1/2"	certification	NO
California Proposition 65 warning required	YES	Drawers Interior Height	DW1: 2-7/8", DW2: 3-7/8"	Drawer Interior Width	DW1: 8-3/8", DW2: 8-3/8"	Drawer Interior Depth	DW1: 13-1/2", DW2: 13-1/2"	cabinet interior height	19-1/2"
cabinet interior width	20-1/2"	cabinet interior depth	18-1/8"	leg height	4-3/8"	leg width	3-1/8"	leg depth	3-1/8"
glass finish	N/A	stackable	NO	leg design	Square legs	Armori res: ring slots	N/A	Armori res: hooks	N/A
armori res: mirror dimensions	N/A	door thickness	7/8"	false drawers?	NO	sink type	Undermount	# of faucet holes	6

DWG. NO.	
MODEL NO:	VF15060DWH
SPEC NO:	
QUANTITY:	
DATE:	
CHECKED BY:	
FOR PROPOSAL ONLY ALL DIMENSIONS TO BE VERIFIED	
PROJECT:	
COLOR:	
FINISH:	
REVISIONS	
1	
2	
3	
4	
5	
6	

ELEGANT
FURNITURE & LIGHTING™

500-550 E. Erie Avenue
Philadelphia PA 19134
1-888-388-3390