


OVER-THE-RANGE MICROWAVE

EI30SM35QS

Featuring IQ-Touch™ Electronic Controls



PRODUCT DIMENSIONS

Height (Including Lower Extrusion)	16-13/32"
Width	29-7/8"
Depth (Including Rear Extrusion)	15-1/32"

MORE EASY-TO-USE FEATURES

THREE-SPEED FAN

Over-the-range microwave doubles as a hood and is capable of moving up to 300 cu. ft. of air per minute. Can be mounted over high-performance cooktops with up to 56,000 BTU of total heat output.

PLATINUM STAR® LIMITED WARRANTY

Our exclusive limited warranty that includes a 3-year coverage on parts and one year on labor without charge.¹

EASY CLEANUP

Premium non-stick coating for easy cleanup.

Available in:



Stainless
(S)

SIGNATURE FEATURES



CONVECTION COOKING

Bake and brown your favorite foods with the convenience of a microwave and the performance of an oven — perfect for cooking everything for your family or gatherings.



SURE-2-FIT® CAPACITY

Our extra-large microwave with an Adjustable Metal Rack will hold nearly any dish, so you can cook more than one dish at the same time.



SENSOR-COOK OPTIONS

Automatically adjust the amount of time needed to complete the cooking.



MULTI-STAGE COOKING

Conveniently program your recipes that require multiple cooking stages for optimally prepared dishes.

¹Eligibility based on product registration with Electrolux North America within 60 days of purchase. Products must have been purchased on or after July 1, 2013. Coverage includes material parts for 3 years and labor for 1 year.

OVER-THE-RANGE MICROWAVE

EI30SM35QS



30" OVER-THE-RANGE CONVECTION MICROWAVE

Oven Cavity	1.5 Cu. Ft.
Watts	900
Oven Interior	Stainless Steel
Interior Light	Yes
13-19/32" Glass Turntable	Yes

CONTROL PANEL FEATURES

IQ-Touch™ Electronic Controls	Yes
Convection	Yes
Front Display with Blue LED	Yes
Electronic Clock & Timer	Yes
Humidity Sensor	Yes
Power Levels	10
Touch Pad Controls	30
Fast Cook Options	Yes
Auto-Defrost Options	4
Auto-Melt/Soften Options – Ice Cream (1), Cream Cheese (1), Butter (1), Chocolate (1)	4
Sensor-Cook Options – Cook (5), Reheat (4), Baked Potato (1), Popcorn (3), Vegetables (1), Snacks (1)	15
Multi-Stage Cooking Options	2
Shortcut Options	6
Add 30 Seconds	Yes
Panel Lock	Yes
Demo Mode	Yes
Adjustable Sound Level For Timers/Reminders	Yes
Keep Warm Setting	Yes

ADDITIONAL FEATURES

Flat Oven Door and Handle Design	Yes
Glass Window	Yes

VENTILATION SYSTEM

Hood Fan	Yes
Exhaust Duct	Convertible*
Exhaust Fan (300 CFM)	3-Speed
Charcoal Filters (Recirculated Installation)	Yes
Grease Filters	2

ACCESSORIES

Metal Rack	Included
36" Filler Kit Stainless Steel – PN # MWFIKTSS	Optional

SPECIFICATIONS

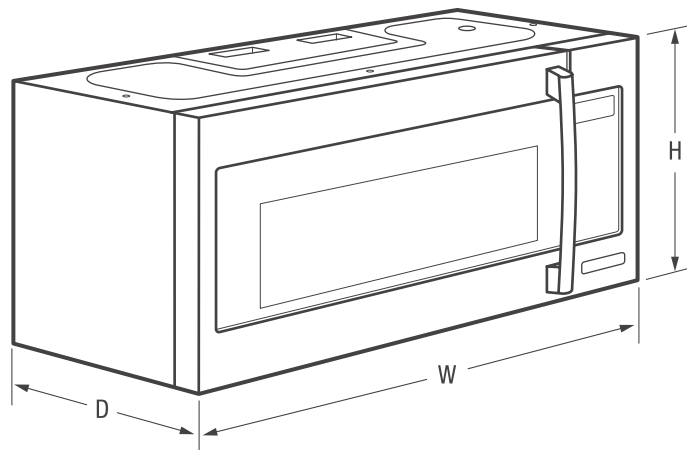
Color – Stainless Steel	S
Power Supply Connection Location	Right Top Rear
Voltage Rating	120V/60Hz/15A
Connected Load (kW Rating) @ 120 Volts‡	1.6
Amps @ 120 Volts	15
Frequency (MHz)	2450
Microwave – Watts @ 120 Volt input	900
Convection – Watts @ 120 Volt input	1300
Shipping Weight (Approx.)	69 Lbs.

*Ventilation system is preset to recirculate air inside with no ducting. Converting to exterior exhaust is optional.

‡ For use on adequately wired 120V, dedicated circuit having 2-wire service with a separate ground wire. Appliance must be grounded for safe operation.

NOTE: Always consult local and national electric codes. Refer to Product Installation Guide for detailed installation instructions on the web at electroluxappliances.com.

Specifications subject to change.



PRODUCT DIMENSIONS

Height (Including Lower Extrusion)	16-13/32"
Width	29-7/8"
Depth (Including Rear Extrusion)	15-1/32"

OVEN CAVITY DIMENSIONS

Height	9-1/4"
Width	20-1/4"
Depth	14-13/32"

Electrolux Major Appliances, N.A.

USA • 10200 David Taylor Drive • Charlotte, NC 28262 • 1-877-4electrolux (1-877-435-3287) • electroluxappliances.com
 CANADA • 5855 Terry Fox Way • Mississauga, ON L5V 3E4 • 1-800-265-8352 • electroluxappliances.ca

EI30SM35Q 02/14

© 2014 Electrolux Home Products, Inc.



High standards of quality at Electrolux Home Products, Inc. mean we are constantly working to improve our products. We reserve the right to change specifications or discontinue models without notice.

OVER-THE-RANGE MICROWAVE

EI30SM35QS



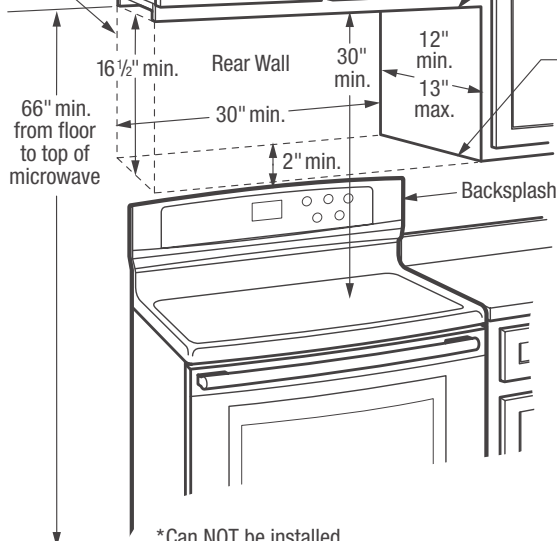
Electrolux

Locate 120V/60Hz grounded outlet inside upper cabinet

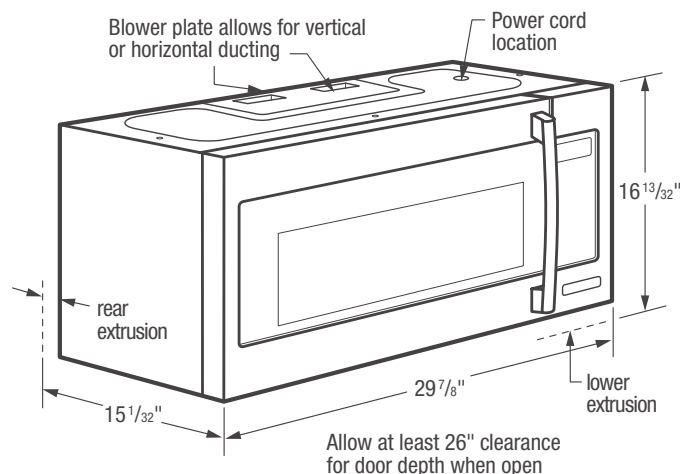
Microwave MUST be mounted to BOTH a top cabinet AND a wall*

Bottom edge of cabinet MUST be 30" min. from cooking surface

Cabinet MUST be capable of supporting a total load of 150 lbs.



*Can NOT be installed in island or peninsula cabinet arrangements



30" Over-the-Range Microwave Specifications

- Product Weight – 64 Lbs.
- Voltage Rating – 120V/60 Hz/15 Amps
- Connected Load (kW Rating) @ 120 Volts = 1.6 kW
(For use on adequately wired 120V, dedicated circuit having 2-wire service with a separate ground wire. Appliance must be grounded for safe operation.)
- Amps @ 120 Volts = 15 Amps
- Always consult local and national electric codes.
- Grounded outlet should be located in cabinet above, with hole in base to route power cord. Carefully follow top template instructions for power cord clearance when installing beneath smooth, flat cabinets.
- Microwave's ventilation system is preset to recirculate air inside with no ducting system required. Exhausting air outside is optional, using either vertical or horizontal ducting system. (Refer to Ducted Option Specifications for outside ventilation.)
- For safe and proper installation, microwave MUST be mounted to BOTH a top cabinet AND a wall, and connected to at least one wall stud. Can NOT be installed in island or peninsula cabinet arrangements.
- Cabinet bottom MUST be level to insure proper installation.
- Cabinet MUST be capable of supporting a total load of 150 lbs.
- Filler blocks recommended for installation when cabinet front hangs below recessed bottom shelf.
- Minimum distance of 30" required from cooking surface to bottom edge of top cabinet.

- Minimum distance of 66" required from floor to top of microwave.
- Opening between cabinets MUST be 30" wide and free of obstructions. For openings up to 36" wide, order optional 36" Filler Kit to fill in gap between unit and cabinets.
- Allow 26" minimum clearance for 90° door swing.

Ducted Option Specifications

- For outside ventilation.
- Exhaust duct adapter will be needed for outside ventilation, to mate with standard 3-1/4" x 10" rectangular duct. If round duct required, rectangular-to-round transition adapter will be needed with no more than 6" diameter.
- For most efficient airflow exhaust, use a straight run or as few elbows as possible with a maximum duct length of 3-1/4" x 10" rectangular or 6" diameter round duct, not to exceed 120 equivalent feet.
- For horizontal installation, be sure to allow enough space between wall studs to accommodate exhaust.
- Refer to installation instructions on web for detailed duct preparation and converting exhaust vent blower system for exterior exhaust ventilation.

Note: For planning purposes only. Refer to Product Installation Guide on the web at electroluxappliances.com for detailed instructions.

Optional Accessories

- 36" Filler Kit: S – (PN # MWFILKTSS).

Electrolux Major Appliances, N.A.

USA • 10200 David Taylor Drive • Charlotte, NC 28262 • 1-877-4electrolux (1-877-435-3287) • electroluxappliances.com
CANADA • 5855 Terry Fox Way • Mississauga, ON L5V 3E4 • 1-800-265-8352 • electroluxappliances.ca

EI30SM35Q 02/14

© 2014 Electrolux Home Products, Inc.



High standards of quality at Electrolux Home Products, Inc. mean we are constantly working to improve our products. We reserve the right to change specifications or discontinue models without notice.