


5" Baffle with Regressed Albalite Lens



Features

Specifications

- Regressed Albalite Lens with Baffle.
- Lamp: 26W max Triple CFL, 60W MAX A19.
- O.D.: 6 1/4".

Technical Details

- Construction:**
- Meticulously manufactured trim with a powder coated or anodized finish.
 - Baffle helps reduce glare.
- Installation:** Clips securely mount trim into the housing and keeps ring flush with ceiling.
- Compatible Housing:** Compatible with 5" Line Voltage IC and Non-IC versions.
- Lamp:** Compatible with Medium base (E26) PAR type.

Options



Black w/White Ring All White

Product Numbers

Item	Finish
EL542B	Black w/White Ring
EL542W	All White

Product Number Builder Example: EL542B

5" Regressed Albalite Lens with Baffle Trim

Finish

EL542

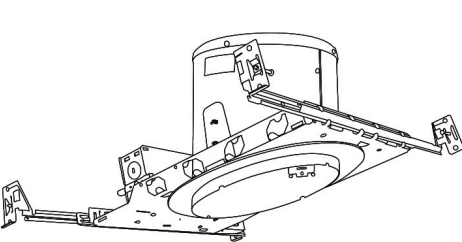
B Black w/White Ring

W All White

Product Custom Image

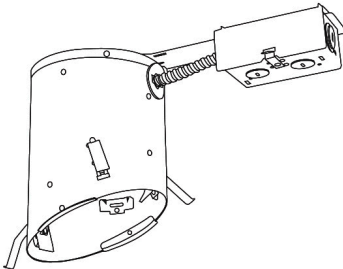
For use with **5" Sloped Trims**

5" E26 Base Sloped Ceiling IC Housings



5" E26 Medium Base Sloped Housing
New Construction

CAT NO.	SPECIFICATIONS
EL518ICA	75W Max.



5" E26 Medium Base Sloped Housing
Remodel

CAT NO.	SPECIFICATIONS
EL518RICA	75W Max.