

6" Sloped Adjustable Baffle with Gimbal Ring Trim



Features

- Sloped Phenolic Baffle with Gimbal Ring.
- Lamp: 75W MAX PAR30 or LED.
- O.D.: 7 5/8" x 7 7/8".

Specifications

Technical Details

Construction:

- Meticulously manufactured trim with a powder coated or anodized finish.
- Integral gimbal ring holds lamp and allows for 30° internal adjustability while keeping a flush look on the ceiling.
- Baffle helps reduce glare.

Installation: Clips securely mount trim into the housing and keeps ring flush with ceiling.

Compatible Housings: EL936ICA, EL918ICA, EL918RICA, EL900HT, EL900RT.

Lamp: Compatible with Medium base (E26) PAR type.

Options



Black w/White Ring

All White

Product Numbers

Item	Finish
EL624W	All White
EL624B	Black w/White Ring

Product Number Builder Example: EL624W

6" Sloped Phenolic Baffle with Gimbal Ring

Finish

EL624

W All White

B Black w/White Ring

Product Custom Image

Compatible Products

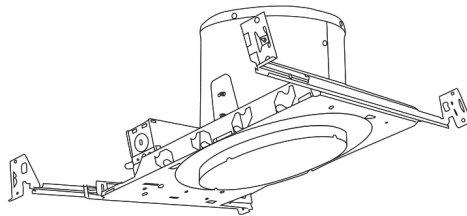
For use with **6" Sloped Trims**

6" E26 Base Sloped Ceiling Housings



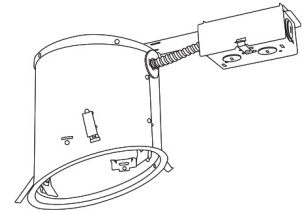
6" E26 Medium Base Sloped Housing
New Construction

CAT NO.	SPECIFICATIONS
EL936ICA	90W Max.



6" E26 Medium Base Sloped Housing
New Construction

CAT NO.	SPECIFICATIONS
EL918ICA	75W Max.



6" E26 Medium Base Sloped Housing
Remodel

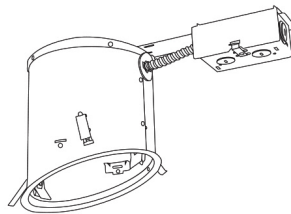
CAT NO.	SPECIFICATIONS
EL918RICA	75W Max.

6" E26 Base Sloped Ceiling Non-IC Housings



6" E26 Medium Base Sloped Housing
Remodel

CAT NO.	SPECIFICATIONS
EL900HT	150W Max.



6" E26 Medium Base Sloped Housing
Remodel

CAT NO.	SPECIFICATIONS
EL900RT	150W Max.