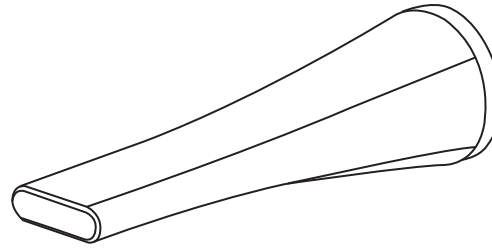


INSTALLATION INSTRUCTIONS



DXV Modulus™ Wall Tub Spout

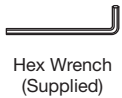
Model D35120760



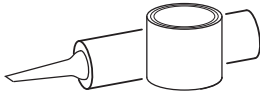
Thank you for selecting DXV. To ensure that your installation proceeds smoothly, please read these instructions carefully before you begin.

RECOMMENDED TOOLS AND MATERIALS

Most of the procedures require the use of common tools and materials, which are available from hardware and plumbing, supply stores. It is essential that the tools and materials be on hand before work is begun.



Hex Wrench
(Supplied)



Plumbers' Putty or Caulking



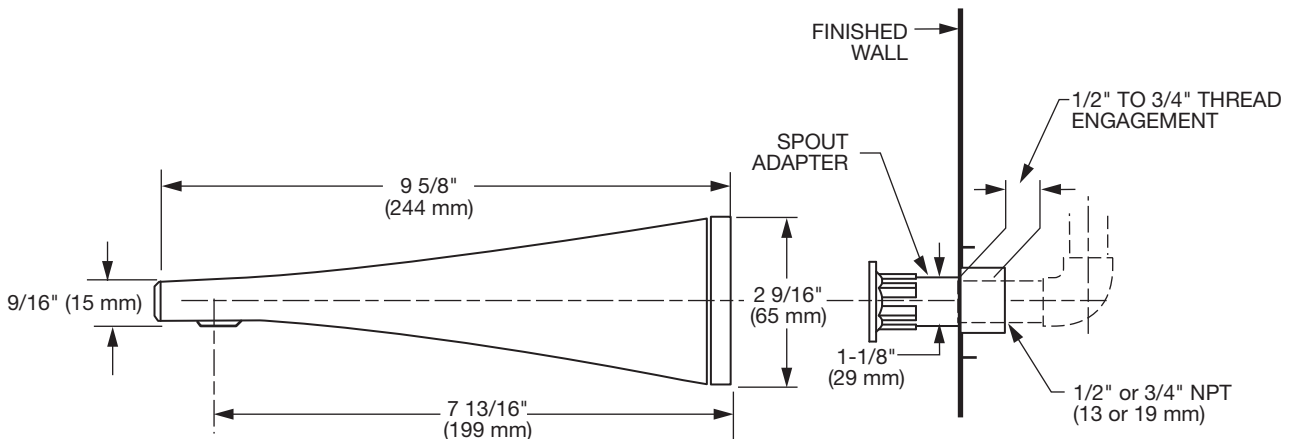
Phillips Screwdriver



Flat Blade Screwdriver

ROUGHING-IN DIMENSIONS:

- For reference



SAVE FOR FUTURE USE

In the United States:

DXV
One Centennial Avenue
Piscataway, New Jersey 08855
Attention: Director of Customer Care

For residents of the United States, warranty information may also be obtained by calling the following toll free number: (800) 227-2734
www.DXV.com

In Canada:

DXV
5900 Avebury Road
Mississauga, Ontario
L5R 3M3
Canada

Toll Free: 1-800-387-0369
Local: 905-306-1093
Fax: 1-800-395-1498
www.DXV.ca

In Mexico:

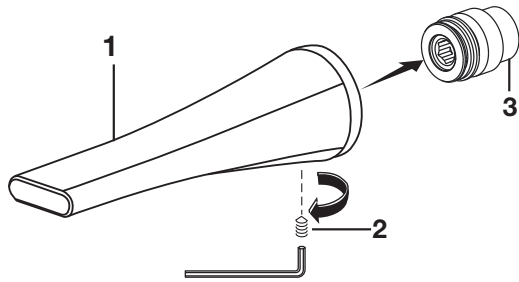
DXV
Via Morelos 330
Col. Santa Clara Coatitla
Ecatepec, Estado de México 55540

Toll Free: 01-800-8391200
www.DXV.mx

1 REMOVE SPOUT ADAPTER

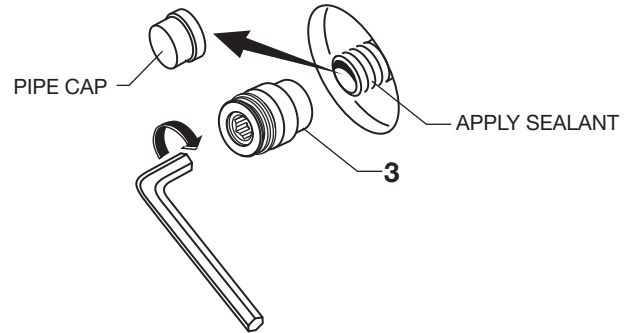
CAUTION: Protect finish on TUB SPOUT when installing.

- To install TUB FILLER SPOUT (1) first remove SET SCREW (2) and pull SPOUT ADAPTER (3) from back of TUB FILLER SPOUT (1).



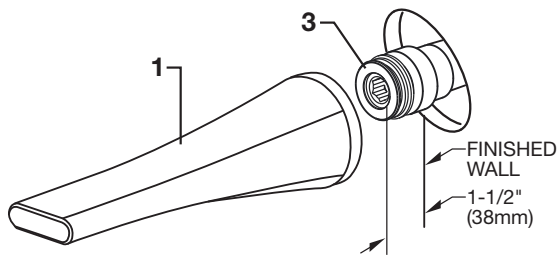
2 REMOVE PIPE CAP

- Remove PIPE CAP. Apply sealant to pipe nipple. With a 1/2" hex wrench thread SPOUT ADAPTER (3) onto pipe nipple.



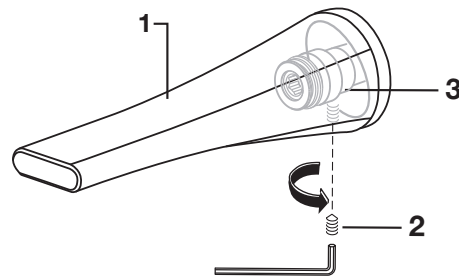
3 INSTALL SPOUT

- The SPOUT ADAPTER (3) should extend 1-1/2" from finished wall.
- Push TUB FILLER SPOUT (1) onto SPOUT ADAPTER (3) flush against finished wall.



4 SECURE SPOUT

- Align spout and tighten SET SCREW (2) to secure TUB FILLER SPOUT (1) to SPOUT ADAPTER (3).



DXV

Replace the "YYY" with appropriate finish code

| | |
|-----------------|-----|
| POLISHED CHROME | 100 |
| BRUSHED NICKEL | 144 |
| PLATINUM NICKEL | 150 |

DXV Modulus™ Wall Tub Spout

MODEL NUMBER

D35120760

