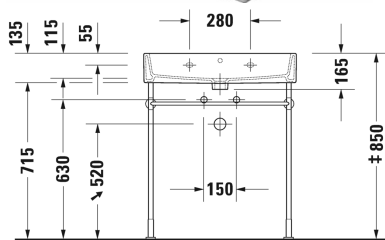
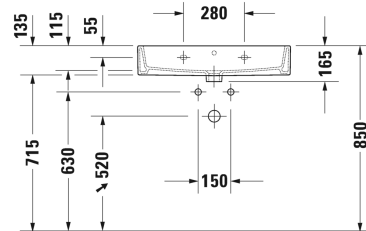
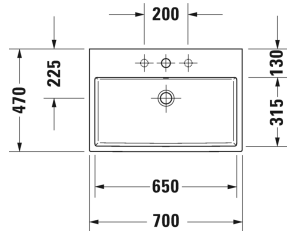


Vero Air Furniture washbasin # 2350700000 / 2350700030 / 2350700060

| < 27 1/2" Inch > |



Furniture washbasin	Dimension	Weight	Order number
with faucet deck, underside fully glazed, 27 1/2" Inch			
Colors			
00 White			
Variant			
● with overflow	27 1/2" x 18 1/2" Inch	44.5 lb	2350700000
●●● with overflow	27 1/2" x 18 1/2" Inch	44.5 lb	2350700030
☒ with overflow	27 1/2" x 18 1/2" Inch	44.5 lb	2350700060
Sanitary ceramics with the special WonderGliss surface finish will remain clean and attractive-looking for a long time to come. When ordering WonderGliss please add a "1" as eleventh digit to the model number.			
Accessory for ceramics			
Push button drain assembly for washbasins with overflow	2" Inch	0.8 lb	005052
Towel rail square tube 1/2", Chrome, for washbasin # 045470, 235070	25 3/4" Inch	0.9 lb	003047
Design Siphon		3.3 lb	005036
Suitable products			
Metal console height adjustable +2", for washbasin # 045470, 235070,			003075
Vanity unit wall-mounted 1 pull-out compartment, 27" x 18 1/8" Inch	27" x 18 1/8" Inch		LC6176

Vero Air Furniture washbasin # 2350700000 / 2350700030 /
2350700060

|< 27 1/2" Inch >|

Vanity unit wall-mounted 2 drawers, 27" x 18 1/8" Inch	27" x 18 1/8" Inch	LC6276
Vanity unit floorstanding 2 pull-out compartments, 27" x 18 1/8" Inch	27" x 18 1/8" Inch	LC6776
Vanity unit wall-mounted 1 pull-out compartment, 27" x 18 1/8" Inch	27" x 18 1/8" Inch	BR4054
Vanity unit wall-mounted 2 drawers, upper drawer including cut-out for siphon and siphon cover, 27" x 18 1/8" Inch	27" x 18 1/8" Inch	BR4154
Vanity unit floorstanding 2 pull-out compartments, 27" x 18 1/8" Inch	27" x 18 1/8" Inch	BR4434
Vanity unit wall-mounted 1 pull-out compartment, 27" x 18 1/8" Inch	27" x 18 1/8" Inch	XS4094
Vanity unit wall-mounted 2 drawers, upper drawer including cut-out for siphon and siphon cover, 27" x 18 1/8" Inch	27" x 18 1/8" Inch	XS4194
Vanity unit floorstanding 2 pull-out compartments, integrated legs with height adjustment, 27" x 18 1/8" Inch	27" x 18 1/8" Inch	XS4474

All drawings contain the necessary measurements which are subject to standard tolerances. They are stated in inch & mm and are non-binding. Exact measurements, in particular for customized installation scenarios, can only be taken from the finished ceramic piece.