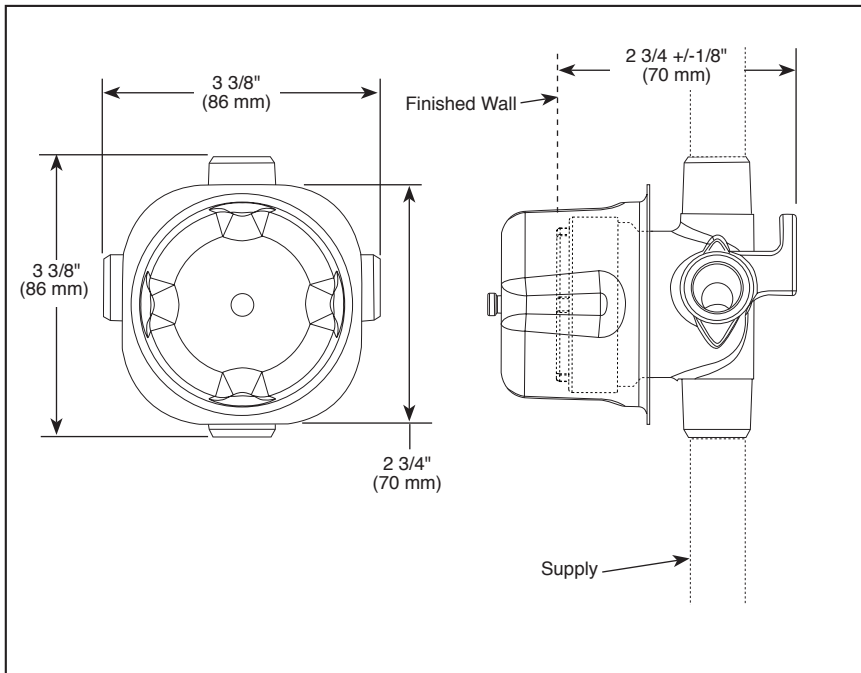
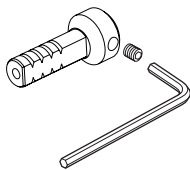


Submitted Model No.: _____

Specific Features: _____



RP75137 Available Extension Kit



see what Delta can do™

ROUGH VALVE BODY

- R11000 (Case Qty. 3)
- 1/2" Rough-In

STANDARD SPECIFICATIONS

- Three port diverter rough
- For use with (3) three or (6) six function diverter.
- Forged brass body
- Can be tested with air (200 psi) or water (300 psi) using supplied test cap
- Refer to the installation instructions for more details

WARRANTY

- Lifetime limited warranty on parts (other than electronic parts and batteries) and finishes: or, for commercial users, for 5 years from date of purchase.
- 5 year limited warranty on electronic parts (other than batteries); or, for commercial users, for 1 year from the date of purchase. No warranty is provided on batteries.

COMPLIES WITH:

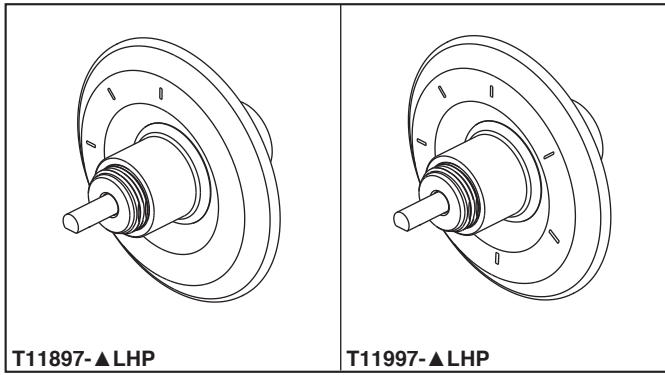
- ASME A112.18.1 / CSA B125.1

Delta reserves the right (1) to make changes in specifications and materials, and (2) to change or discontinue models, both without notice or obligation. Dimensions are for reference only. See current full-line price book or www.deltafaucet.com for finish options and product availability.

DSP-B-R11000 Rev. F

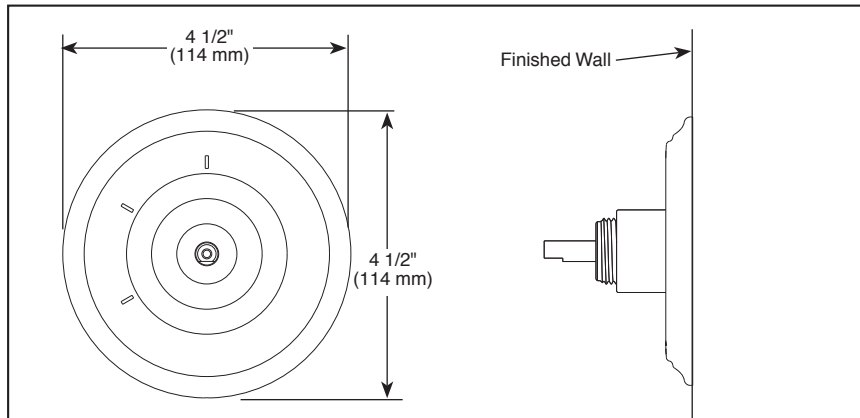
Delta Faucet Company

55 E. 111th Street, Indianapolis, IN 46280
350 South Edgeware Road, St. Thomas, ON N5P 4L1
© 2018 Delta Faucet Company

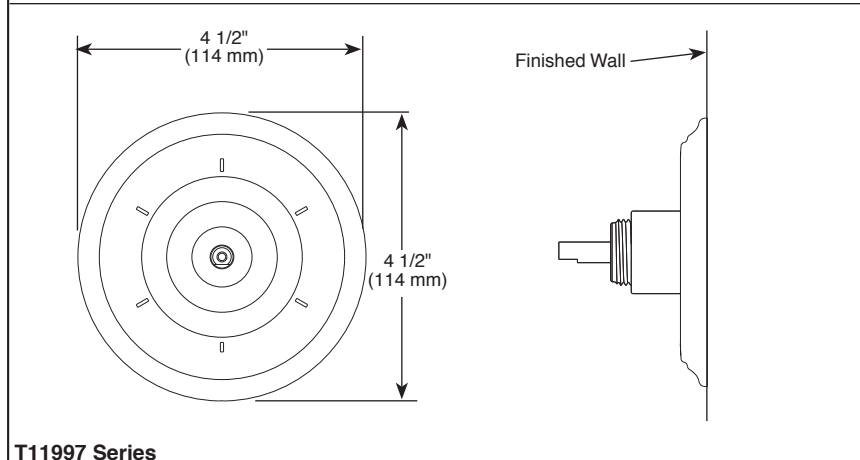


Submitted Model No.: _____

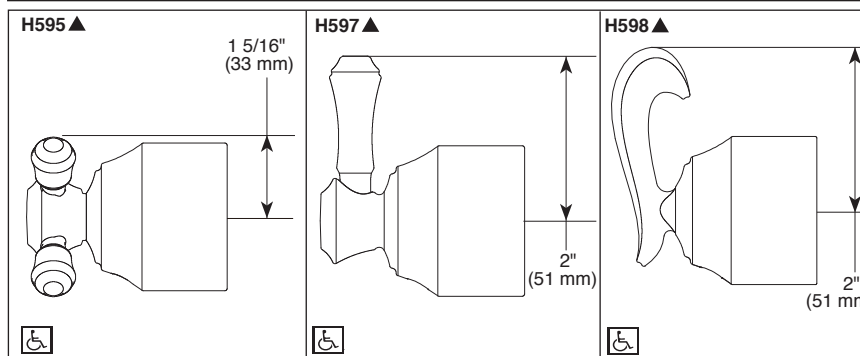
Specific Features: _____



T11897 Series



T11997 Series



Available LHP Handle Options

▲ Designate proper finish suffix

Delta reserves the right (1) to make changes in specifications and materials, and (2) to change or discontinue models, both without notice or obligation. Dimensions are for reference only. See current full-line price book or www.deltafaucet.com for finish options and product availability.

DSP-B-T11897-LHP Rev. D



see what Delta can do™

CUSTOM SHOWER DIVERTER

- Cassidy™ Series
- Three Function Diverter Trim (T11897 Series)
- Six Function Diverter Trim (T11997 Series)
- Coordinates With All Delta Cassidy™ Styled Bath Suites

STANDARD SPECIFICATIONS

- Three function diverter. 2 individual positions, 1 shared position.
- For two individual functions, no shared functions, order additional RP71717.
- Six function diverter. 3 individual positions, 3 shared positions.
- For three individual functions, no shared functions, order additional RP71718.
- Must also order R1 1000 rough-in to complete installation.
- LHP - Less Handle Program. See handle options below.

WARRANTY

- Lifetime limited warranty on parts (other than electronic parts and batteries) and finishes; or, for commercial users, for 5 years from date of purchase.
- 5 year limited warranty on electronic parts (other than batteries); or, for commercial users, for 1 year from the date of purchase. No warranty is provided on batteries.

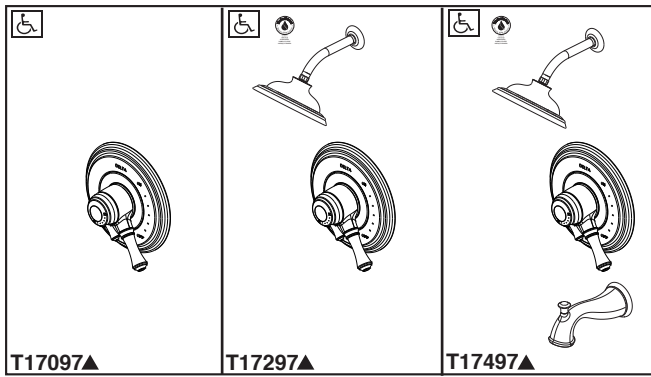
COMPLIES WITH:

- ASME A112.18.1 / CSA B125.1
- ASSE 1016
- Indicates compliance to ICC/ANSI A117.1



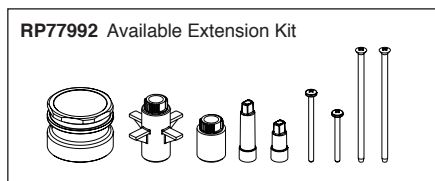
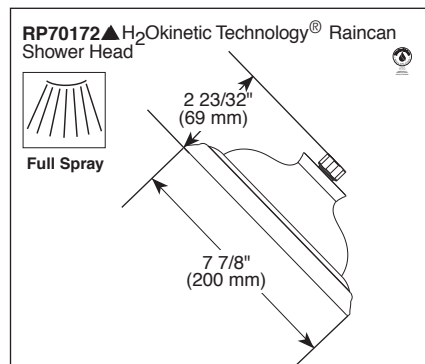
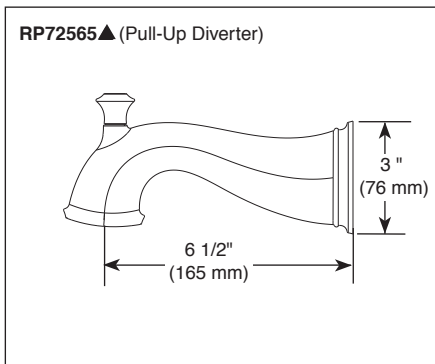
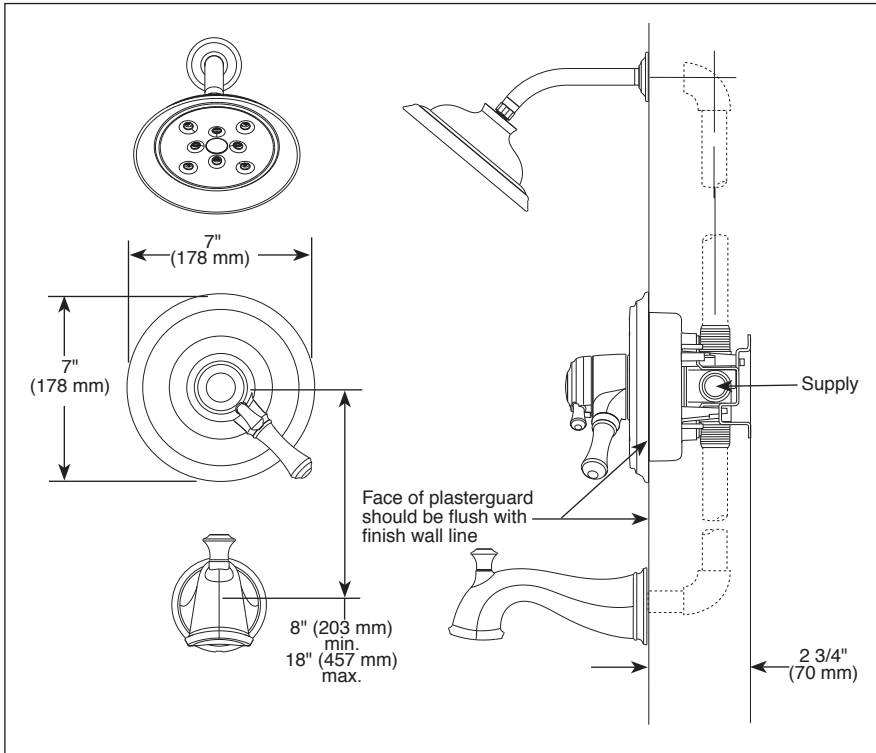
Delta Faucet Company

55 E. 111th Street, Indianapolis, IN 46280
350 South Edgeware Road, St. Thomas, ON N5P 4L1
© 2018 Delta Faucet Company



Submitted Model No.: _____

Specific Features: _____



▲ Designate proper finish suffix

Delta reserves the right (1) to make changes in specifications and materials, and (2) to change or discontinue models, both without notice or obligation. Dimensions are for reference only. See current full-line price book or www.deltafaucet.com for finish options and product availability.

DSP-B-T17097 Rev. G



see what Delta can doSM

TUB AND SHOWER FAUCET TRIM

- Cassidy™ Series
- Valve Only (T17097)
- Shower Only (T17297)
- Tub/Shower (T17497)

FEATURES:

- Monitor® 17 Series pressure balanced bath mixing valve trim
- H₂Okinetic® Technology shower head

STANDARD SPECIFICATIONS:

- Maintains a balanced pressure of hot and cold water even when a valve is turned on or off elsewhere in the system
- Must also order MultiChoice® universal rough separately
- Back-to-back installation capability
- Solid brass forged body
- Lever volume control handle; temperature adjustment dial
- Field adjustable to limit handle rotation into hot water zone
- Maximum dial rotation adjustable between 90° and 180°
- All parts replaceable from the front of the valve
- Maximum 1.75 gpm @ 80 psi, 6.6 L/min @ 550 kPa
- Tub port maximum flow rate 6.2 gpm @ 60 psi with R10000-UNBX
- Shower arm overall horizontal length = 7" (178 mm), including threaded ends
- Stem extension kit RP77992 can be ordered to allow for an additional 1 3/4" wall thickness. RP77992 ships with chrome escutcheon screws. For special finishes also order RP12630 escutcheon screws in desired finish.

WARRANTY

- Parts and Finish - Lifetime limited warranty; or for commercial purchasers, 10 years for multi-family residential (apartments and condominiums) and 5 years for all other commercial uses, in each case from the date of purchase.
- Electronic Parts and Batteries (if applicable) - 5 years from the date of purchase; or for commercial purchasers, 1 year from the date of purchase. No warranty is provided on batteries.

COMPLIES WITH:

- ASME A112.18.1 / CSA B125.1
- ASSE 1016
- Indicates compliance to ICC/ANSI A117.1 - Valve control only
- EPA WaterSense®

Delta Faucet Company

55 E 111th Street, Indianapolis, Indiana 46280
350 South Edgeware Road, St. Thomas, ON N5P 4L1
© 2018 Delta Faucet Company



see what Delta can do™

ELBOW

FEATURES:

- Lumicoat™ Finish (-PR models only)
- Lumicoat™ Finishes easily wipe clean without cleaners and chemicals on the products most commonly touched areas

STANDARD SPECIFICATIONS

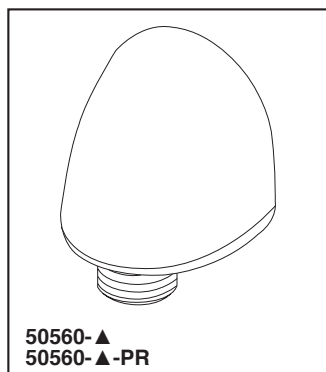
- Solid brass construction
- 1/2" female NPT inlet
- 1/2" male NPSM outlet for connecting to shower hoses

WARRANTY

- Parts and Finish - Lifetime limited warranty; or for commercial purchasers, 10 years for multi-family residential (apartments and condominiums) and 5 years for all other commercial uses, in each case from the date of purchase.
- Electronic Parts and Batteries (if applicable) - 5 years from the date of purchase; or for commercial purchasers, 1 year from the date of purchase. No warranty is provided on batteries.

COMPLIES WITH:

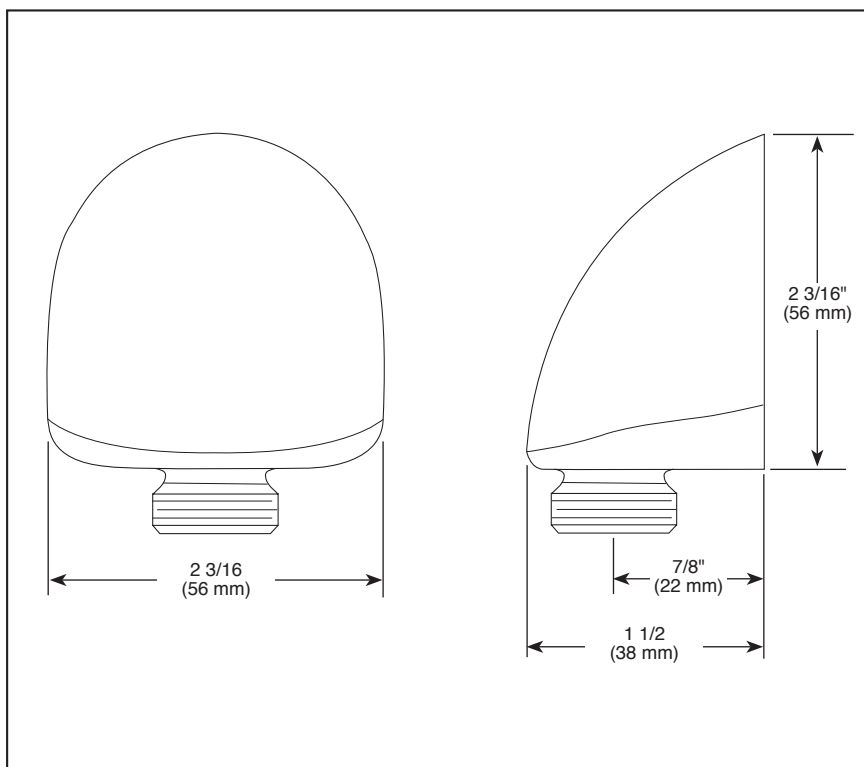
- ASME A112.18.1 / CSA B125.1



50560-▲
50560-▲-PR

Submitted Model No.: _____

Specific Features: _____



▲ Designate proper finish suffix

Delta reserves the right (1) to make changes in specifications and materials, and (2) to change or discontinue models, both without notice or obligation. Dimensions are for reference only. See current full-line price book or www.specselect.com for finish options and product availability.

DSP-B-50560 Rev. B

Delta Faucet Company
55 E. 111th Street, Indianapolis, IN 46280
350 South Edgeware Road, St. Thomas, ON N5P 4L1
© 2021 Delta Faucet Company

Submitted Model No.: _____

Specific Features: _____



see what Delta can do™

HAND SHOWER

- H₂Okinetic® Hand Shower
- 29" Wall Bar, Wall Mount, or Shower Arm Mount
- Certified Dual Check Valves

STANDARD SPECIFICATIONS:

- Maximum 1.75 gpm @ 80 psi, 6.6 L/min @ 550 kPa
- Hand held shower with three settings - pause is a non-positive shut-off
- Adjustable shower arm mount for hands-free showering (54433-PK only)
- Wall bar with adjustable height hand shower mount (51308 only)
- Adjustable wall mount for hands-free showering (55433 only)
- 60"-82" (1524 mm - 2083 mm) metal stretchable hose
- ADA compliant hand shower when installed per accessibility guidelines of the act

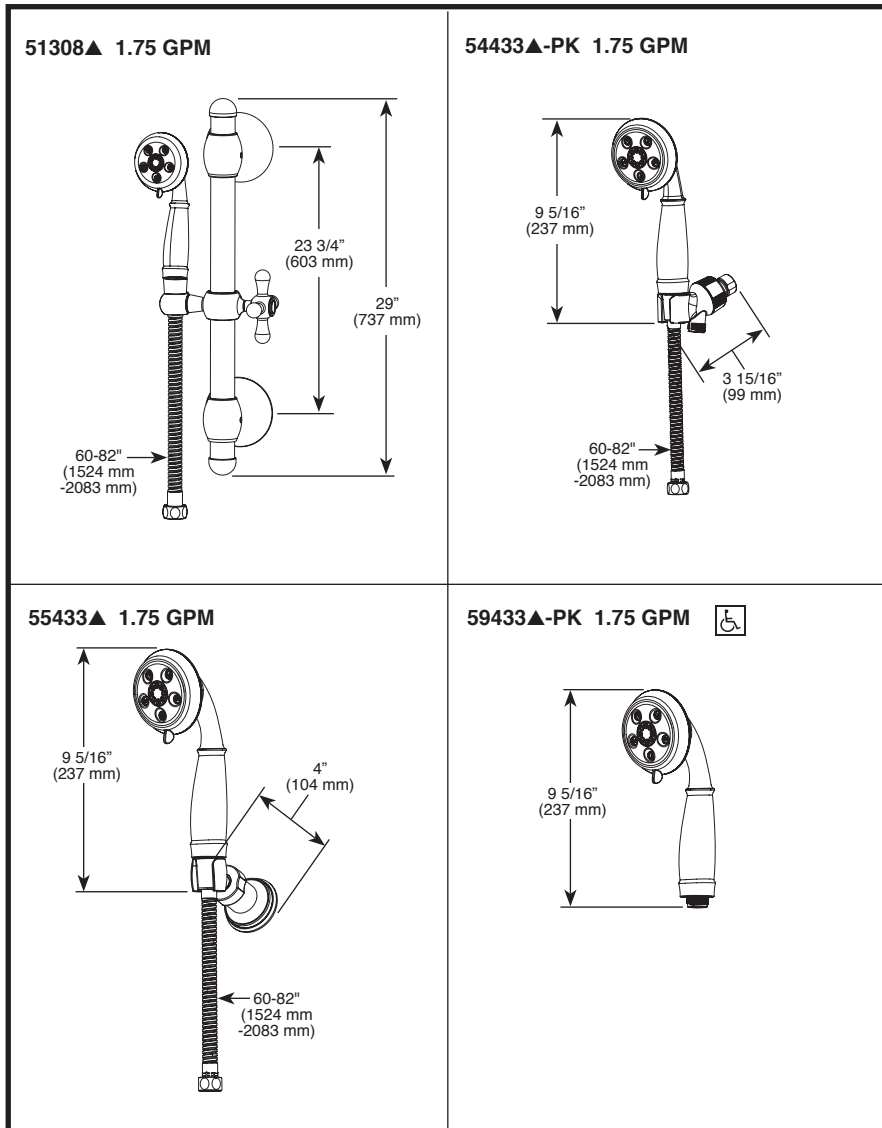
WARRANTY

- Parts and Finish - Lifetime limited warranty; or for commercial purchasers, 10 years for multi-family residential (apartments and condominiums) and 5 years for all other commercial uses, in each case from the date of purchase.
- Electronic Parts and Batteries (if applicable) - 5 years from the date of purchase; or for commercial purchasers, 1 year from the date of purchase. No warranty is provided on batteries.



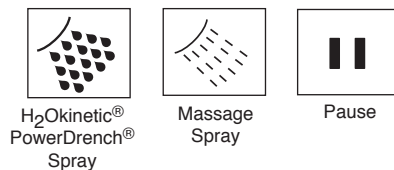
COMPLIES WITH:

- ASME A112.18.1 / CSA B125.1 ◆
- ASME A112.18.3
- Indicates compliance to ICC/ANSI A117.1
- EPA WaterSense®



▲ Designate proper finish suffix

Spray Patterns

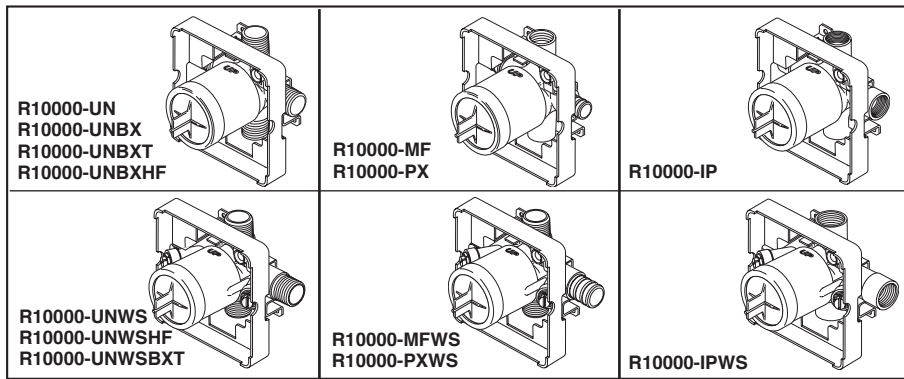


- ◆ Your Delta Faucet handshower incorporates a backflow protection system that has been tested to be in compliance with ASME A112.18.3 and ASME A112.18.1/CSA B125.1. It incorporates two certified check valves in series, which operate independently and are integral, non-serviceable parts of the wand assembly.

Delta reserves the right (1) to make changes in specifications and materials, and (2) to change or discontinue models, both without notice or obligation. Dimensions are for reference only. See current full-line price book or www.deltafaucet.com for finish options and product availability.

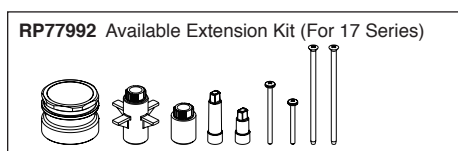
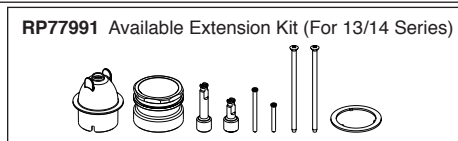
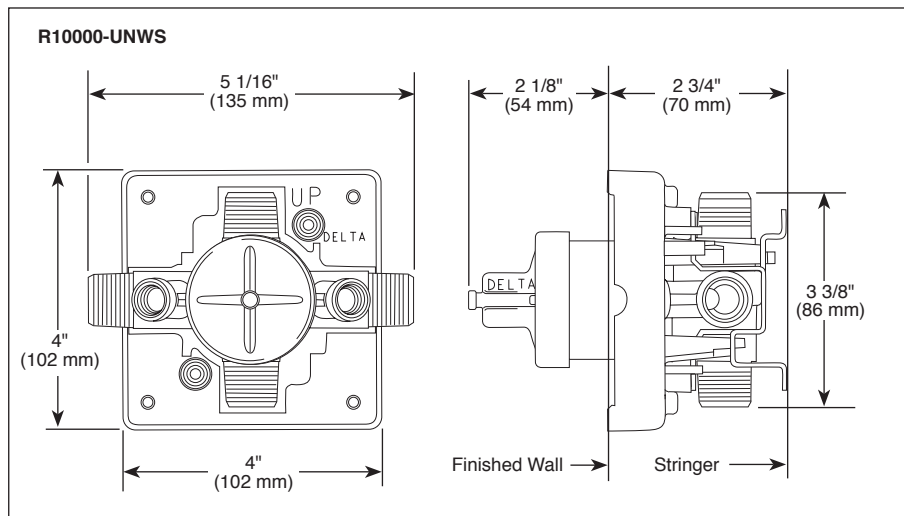
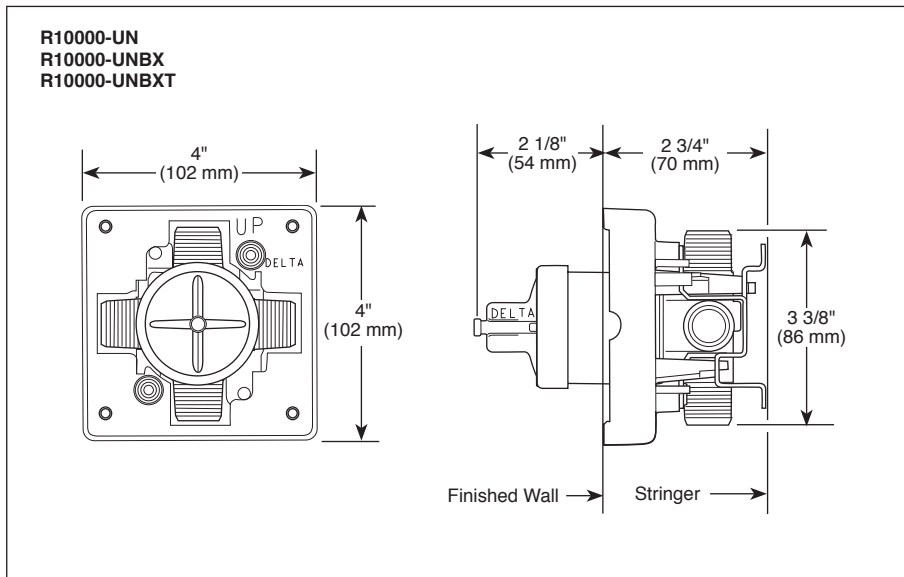
DSP-B-51308 Rev. J

Delta Faucet Company
55 E. 111th Street, Indianapolis, IN 46280
350 South Edgeware Road, St. Thomas, ON N5P 4L1
© 2018 Delta Faucet Company



Submitted Model No.: _____

Specific Features: _____



Delta reserves the right (1) to make changes in specifications and materials, and (2) to change or discontinue models, both without notice or obligation. Dimensions are for reference only. See current full-line price book or www.deltafaucet.com for finish options and product availability.

DSP-B-R10000 Rev. J



see what Delta can do™

MULTICHOICE® UNIVERSAL ROUGH VALVE BODY

- R10000-UN (Universal Inlets/Outlets)
- R10000-UNBX (Universal Single Box Model)
- R10000-UNBXHF (High Flow Shower Only)
- R10000-UNBXT (Thin Wall)
- R10000-UNWS (Universal with Stops)
- R10000-UNWSHF (High Flow with Stops)
- R10000-UNWSBXT (Thin Wall with Stops)
- R10000-PX (Pex Crimp Connections with UN Outlets)
- R10000-PXWS (Pex Crimp Connections with Stop with UN Outlets)
- R10000-IP (IPS Inlets/Outlets)
- R10000-IPWS (IPS with Stops)
- R10000-MF (Pex Cold Expansion Connections with UN Outlets)
- R10000-MFWS (Pex Cold Expansion with Stops with UN Outlets)

STANDARD SPECIFICATIONS:

- Forged brass body.
- Back-to-Back installation capabilities.
- Can be tested with air (200 PSI) or water (300 PSI) without valve using supplied test cap.
- Square plasterguard allows for right angle cuts.
- Thin wall mounting.
- For use with MultiChoice® Universal single or dual function trim. Cartridge ships with trim.
- 1/2" outlets and connections.

Note: No tub outlet in HF model.

Note: Should use proper fitting with each type (copper tubing, iron pipe, and pex fitting).

Note: Should use proper tooling with crimping pex fitting and cold expansion pex models.

Note: IP indicates female 1/2" threaded connections.

Note: UN indicates Universal type fitting and is 1/2" NPT male thread with 1/2" C.W.T. female sweat.

WARRANTY

- Lifetime limited warranty on parts (other than electronic parts and batteries) and finishes: or, for commercial users, for 5 years from date of purchase.
- 5 year limited warranty on electronic parts (other than batteries); or, for commercial users, for 1 year from the date of purchase. No warranty is provided on batteries.

COMPLIES WITH:

- ASME A112.18.1 / CSA B125.1

Delta Faucet Company

55 E. 111th Street, Indianapolis, IN 46280
350 South Edgeware Road, St. Thomas, ON N5P 4L1
© 2017 Delta Faucet Company