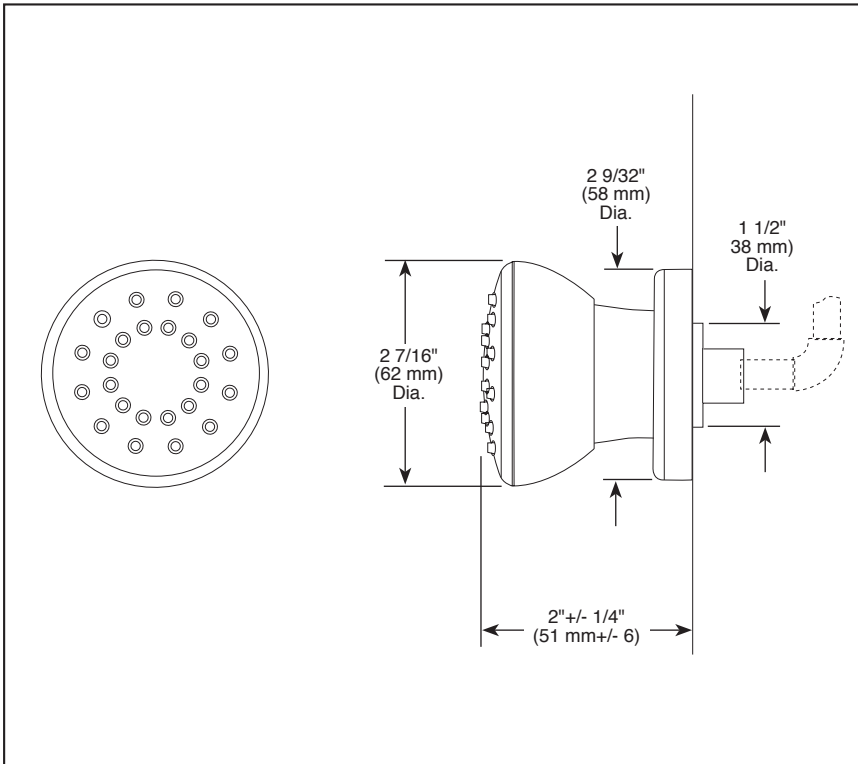


50102

Submitted Model No.: \_\_\_\_\_

Specific Features: \_\_\_\_\_



see what Delta can do™

## BODY SPRAY

■ 1/2" Rough-In

### STANDARD SPECIFICATIONS

- 1/2" rough-in\*
- 30° up and down adjustment
- Maximum 1.75 gpm @ 80 psi, 6.6 L/min @ 550 kPa
- Solid brass construction
- Matching finish spray face
- Touch-clean® nubs

\*Note: This installation requires a 1/2" male threaded pipe fitting to extend 1/4" beyond the finished surface.

### WARRANTY

- Lifetime limited warranty on parts (other than electronic parts and batteries) and finishes: or, for commercial users, for 5 years from date of purchase.
- 5 year limited warranty on electronic parts (other than batteries); or, for commercial users, for 1 year from the date of purchase. No warranty is provided on batteries.

### COMPLIES WITH:

- ASME A112.18.1 / CSA B125.1

Delta reserves the right (1) to make changes in specifications and materials, and (2) to change or discontinue models, both without notice or obligation. Dimensions are for reference only. See current full-line price book or [www.deltafaucet.com](http://www.deltafaucet.com) for finish options and product availability.

DSP-B-50102 Rev. E

### Delta Faucet Company

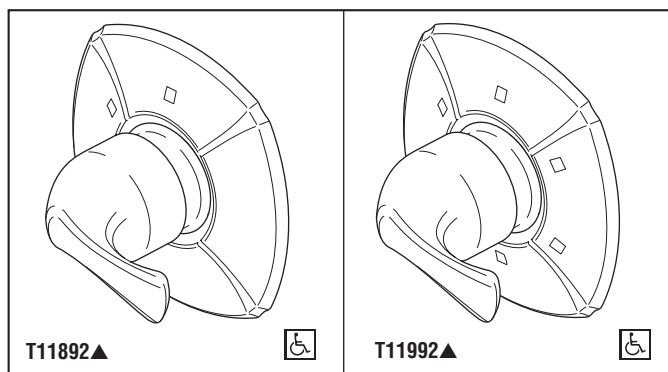
55 E. 111th Street, Indianapolis, IN 46280  
350 South Edgeware Road, St. Thomas, ON N5P 4L1  
© 2017 Delta Faucet Company



see what Delta can do™

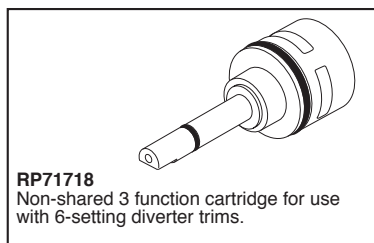
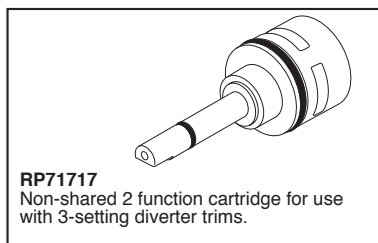
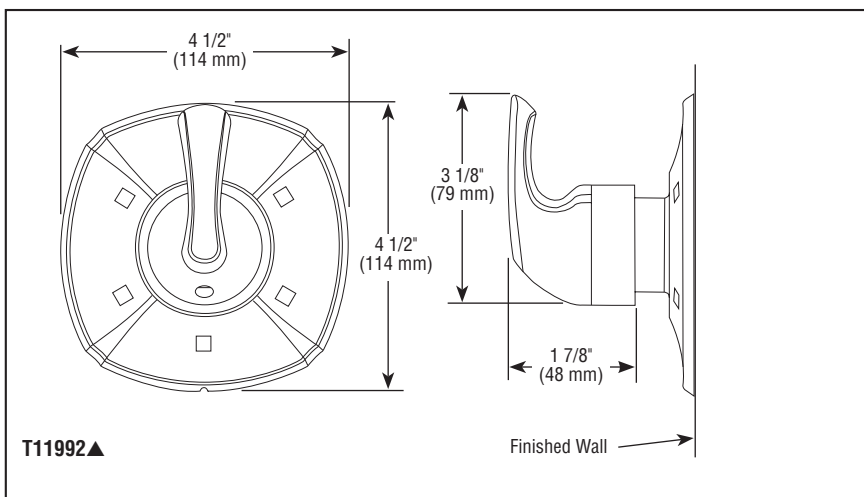
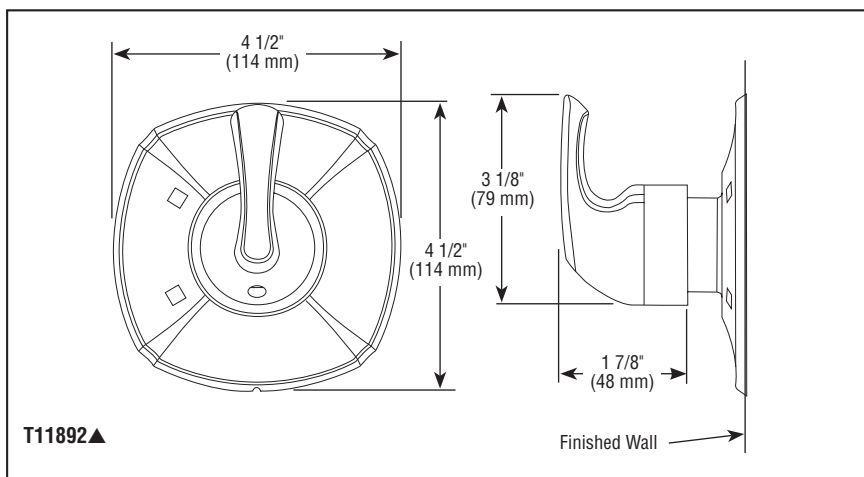
## CUSTOM SHOWER DIVERTER

- Addison™ Collection
- Three Function Diverter Trim (T11892)
- Six Function Diverter Trim (T11992)
- Coordinates With All Delta Addison™ Styled Bath Suites



Submitted Model No.: \_\_\_\_\_

Specific Features: \_\_\_\_\_



▲ Designate proper finish suffix

### STANDARD SPECIFICATIONS

- Three function diverter: 2 individual positions, 1 shared position.
- Six function diverter: 3 individual positions, 3 shared positions.
- Must also order R11000 rough-in.
- Two individual positions, no shared positions, order cartridge RP71717.
- Three individual positions, no shared positions, order cartridge RP71718.
- Installation extension kit order RP75137, adds 1" to maximum installation thickness.

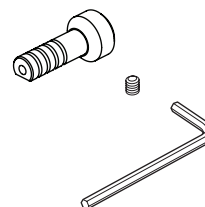
### WARRANTY

- Lifetime limited warranty on parts (other than electronic parts and batteries) and finishes: or, for commercial users, for 5 years from date of purchase.
- 5 year limited warranty on electronic parts (other than batteries); or, for commercial users, for 1 year from the date of purchase. No warranty is provided on batteries.

### COMPLIES WITH:

- ASME A112.18.1 / CSA B125.1
- Indicates compliance to ICC/ANSI A117.1

### RP75137 Available Extension Kit

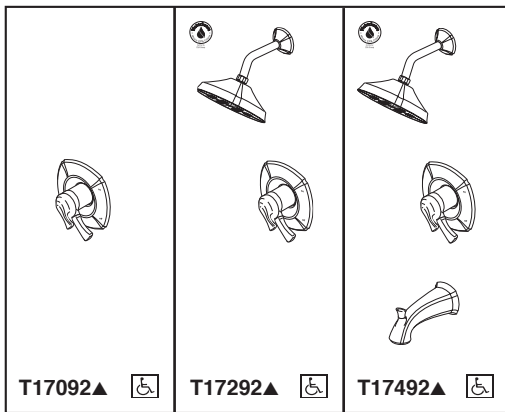


Delta reserves the right (1) to make changes in specifications and materials, and (2) to change or discontinue models, both without notice or obligation. Dimensions are for reference only. See current full-line price book or [www.deltafaucet.com](http://www.deltafaucet.com) for finish options and product availability.

DSP-B-T11892 Rev. E

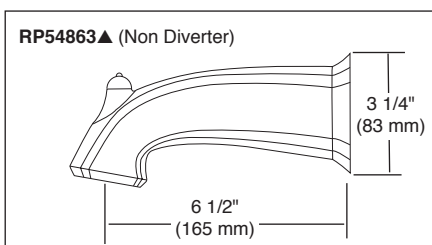
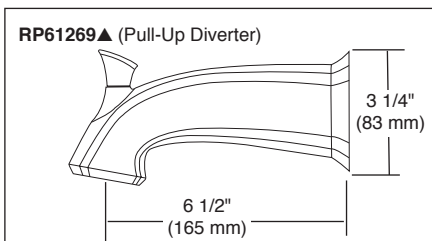
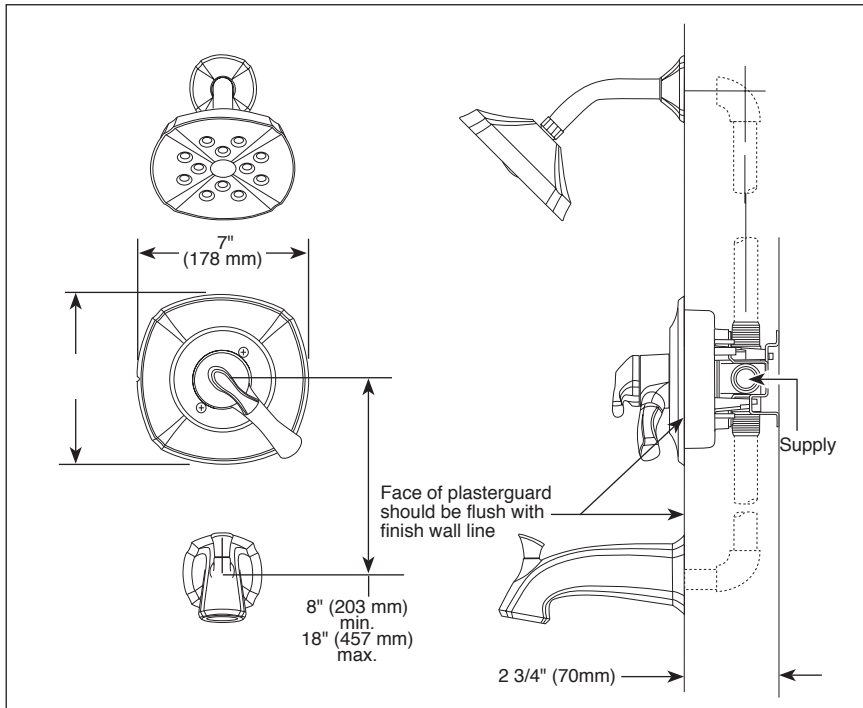
### Delta Faucet Company

55 E. 111th Street, Indianapolis, IN 46280  
350 South Edgeware Road, St. Thomas, ON N5P 4L1  
© 2018 Delta Faucet Company

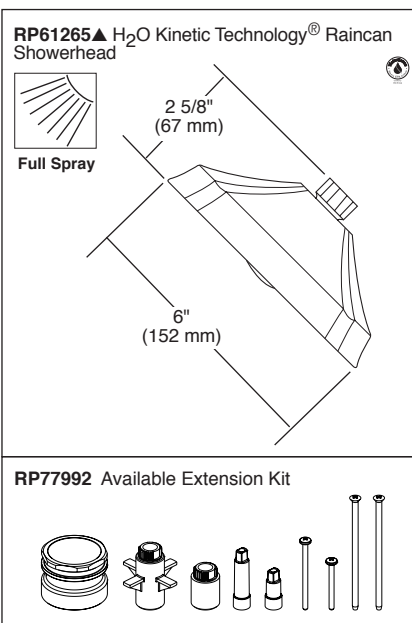


Submitted Model No.: \_\_\_\_\_

Specific Features: \_\_\_\_\_



▲ Designate Proper Finish Suffix



see what Delta can do™

## TUB AND SHOWER FAUCET TRIM

- Addison™ Bath Collection
- Valve Only (T17092 Series)
- Shower Only (T17292 Series)
- Tub/Shower (T17492 Series)

### FEATURES:

- Monitor® 17 Series pressure balanced bath mixing valve trim
- H<sub>2</sub>Okinetic® Technology showerhead.

### STANDARD SPECIFICATIONS:

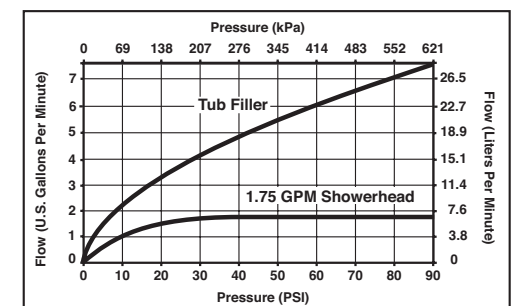
- Maintains a balanced pressure of hot and cold water even when a valve is turned on or off elsewhere in the system.
- For use with MultiChoice® Universal rough valve body. (R10000 Series)
- Back-to-back installation capability.
- Solid brass forged body.
- Lever volume control handle; temperature adjustment dial.
- Field adjustable to limit handle rotation into hot water zone.
- Maximum dial rotation adjustable between 90° and 180°.
- All parts replaceable from the front of the valve.
- Maximum 1.75 gpm max @ 80 psi, 6.6 L/min @ 550 kPa.
- Stem extension kit RP77992 can be ordered to allow for an additional 1 3/4" wall thickness. RP77992 ships with chrome escutcheon screws. For special finishes also order RP12630 escutcheon screws in desired finish.

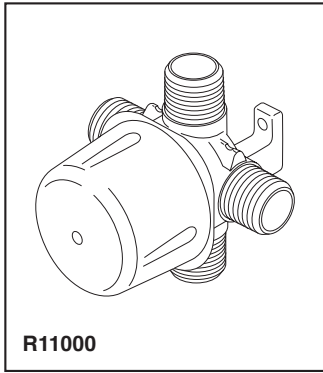
### WARRANTY

- Lifetime limited warranty on parts (other than electronic parts and batteries) and finishes; or, for commercial users, for 5 years from date of purchase.
  - 5 year limited warranty on electronic parts (other than batteries); or, for commercial users, for 1 year from the date of purchase.
- No warranty is provided on batteries.

### COMPLIES WITH:

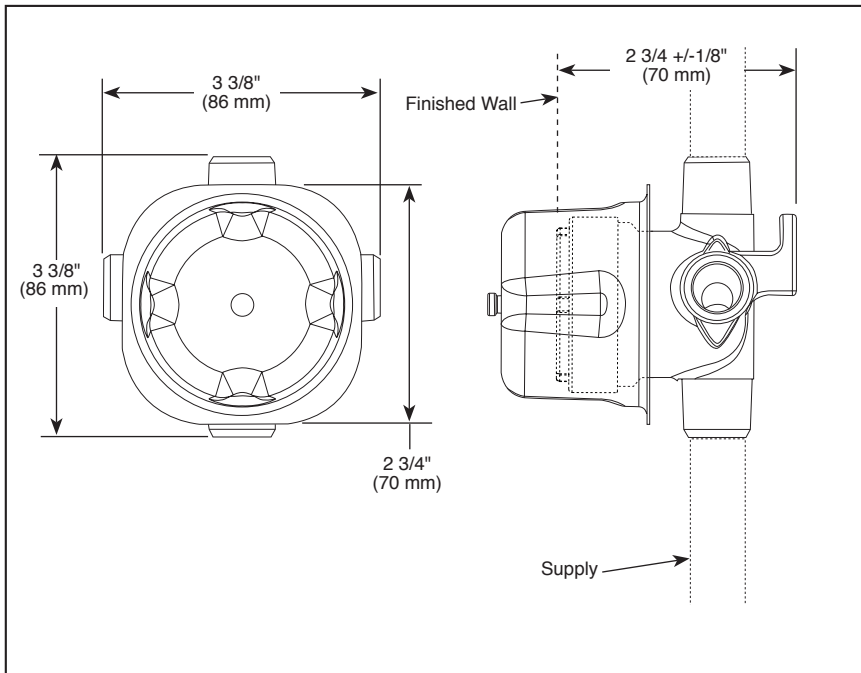
- ASME A112.18.1 / CSA B125.1
- ASSE 1016
- Indicates compliance to ICC/ANSI A117.1 - Valve control only
- EPA WaterSense®



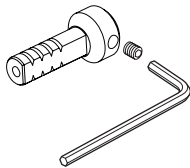


**Submitted Model No.:** \_\_\_\_\_

**Specific Features:** \_\_\_\_\_



**RP75137 Available Extension Kit**



see what Delta can do™

## ROUGH VALVE BODY

- R11000 (Case Qty. 3)
- 1/2" Rough-In

### STANDARD SPECIFICATIONS

- Three port diverter rough
- For use with (3) three or (6) six function diverter.
- Forged brass body
- Can be tested with air (200 psi) or water (300 psi) using supplied test cap
- Refer to the installation instructions for more details

### WARRANTY

- Lifetime limited warranty on parts (other than electronic parts and batteries) and finishes: or, for commercial users, for 5 years from date of purchase.
- 5 year limited warranty on electronic parts (other than batteries); or, for commercial users, for 1 year from the date of purchase. No warranty is provided on batteries.

### COMPLIES WITH:

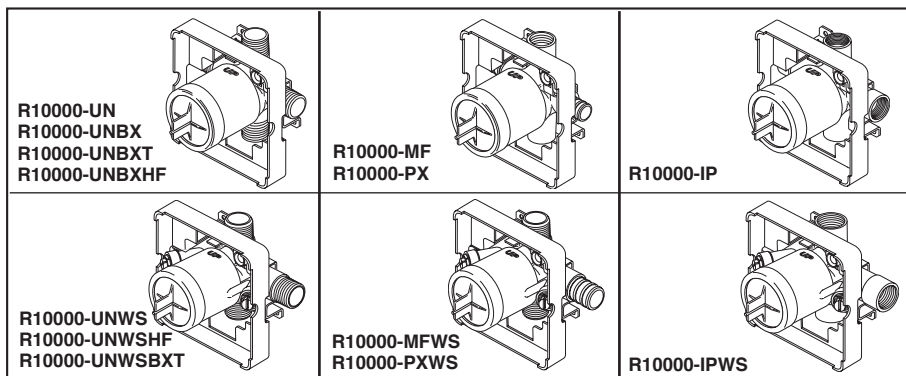
- ASME A112.18.1 / CSA B125.1

Delta reserves the right (1) to make changes in specifications and materials, and (2) to change or discontinue models, both without notice or obligation. Dimensions are for reference only. See current full-line price book or [www.deltafaucet.com](http://www.deltafaucet.com) for finish options and product availability.

DSP-B-R11000 Rev. F

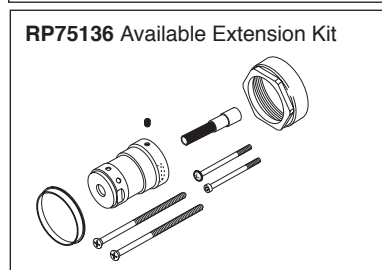
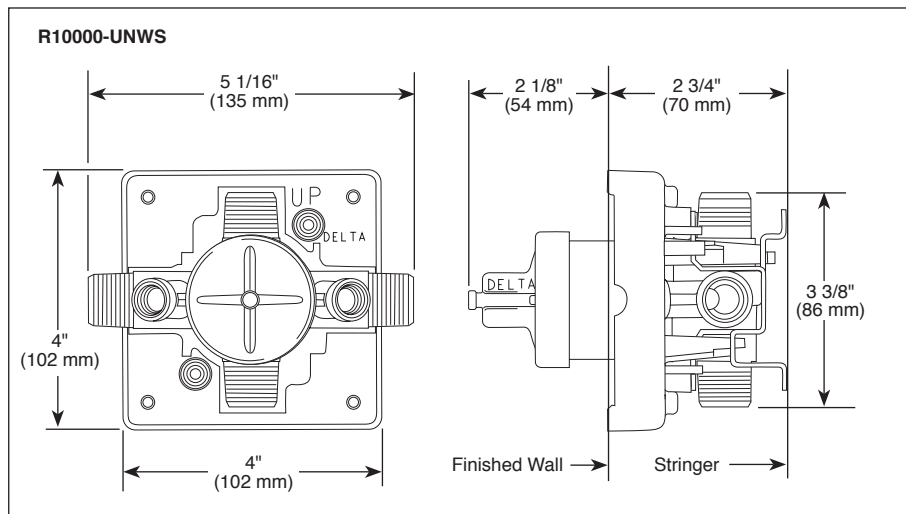
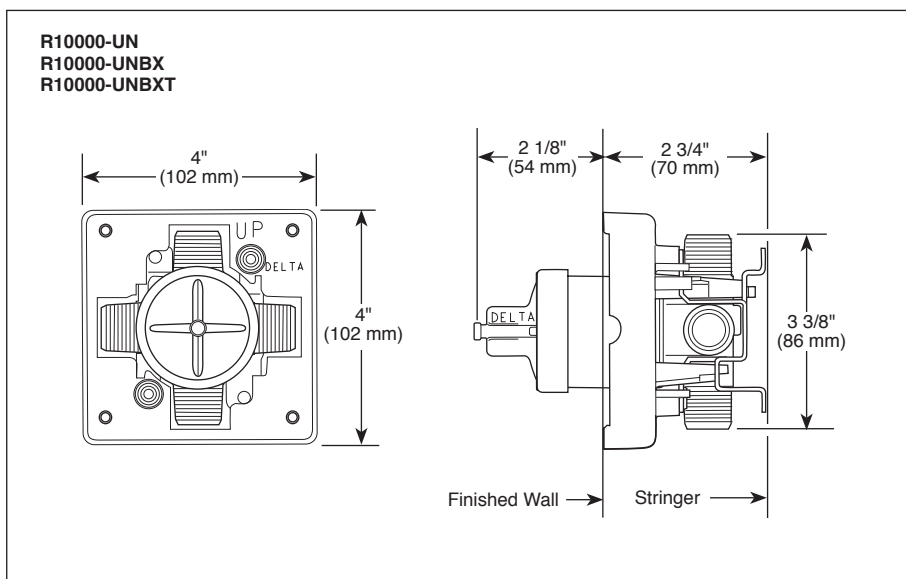
### Delta Faucet Company

55 E. 111th Street, Indianapolis, IN 46280  
350 South Edgeware Road, St. Thomas, ON N5P 4L1  
© 2018 Delta Faucet Company



Submitted Model No.: \_\_\_\_\_

Specific Features: \_\_\_\_\_



# **DELTA** **MULTICHOICE®** **UNIVERSAL** **ROUGH VALVE** **BODY**

- R10000-UN (Universal Inlets/Outlets)
- R10000-UNBX (Universal Single Box Model)
- R10000-UNBXHF (High Flow Shower Only)
- R10000-UNBXT (Thin Wall)
- R10000-UNWS (Universal with Stops)
- R10000-UNWSHF (High Flow with Stops)
- R10000-UNWSBXT (Thin Wall with Stops)
- R10000-PX (Pex Crimp Connections with UN Outlets)
- R10000-PXWS (Pex Crimp Connections with Stop with UN Outlets)
- R10000-IP (IPS Inlets/Outlets)
- R10000-IPWS (IPS with Stops)
- R10000-MF (Pex Cold Expansion Connections with UN Outlets)
- R10000-MFWS (Pex Cold Expansion with Stops with UN Outlets)

## STANDARD SPECIFICATIONS:

- Forged brass body.
- Back-to-Back installation capabilities.
- Can be tested with air (200 PSI) or water (300 PSI) without valve using supplied test cap.
- Square plasterguard allows for right angle cuts.
- Thin wall mounting.
- For use with MultiChoice® Universal single or dual function trim. Cartridge ships with trim.
- 1/2" outlets and connections.

Note: No tub outlet in HF model.

Note: Should use proper fitting with each type (copper tubing, iron pipe, and pex fitting).

Note: Should use proper tooling with crimping pex fitting and cold expansion pex models.

Note: IP indicates female 1/2" threaded connections.

Note: UN indicates Universal type fitting and is 1/2" NPT male thread with 1/2" C.W.T. female sweat.

## WARRANTY

- Lifetime limited warranty on parts (other than electronic parts and batteries) and finishes: or, for commercial users, for 5 years from date of purchase.
- 5 year limited warranty on electronic parts (other than batteries); or, for commercial users, for 1 year from the date of purchase. No warranty is provided on batteries.

## COMPLIES WITH:

- ASME A112.18.1 / CSA B125.1



55 E. 111th Street, Indianapolis, Indiana 46280  
 350 South Edgeware Road, St. Thomas, ON N5P 4L1  
 © 2015 Masco Corporation of Indiana

Delta reserves the right (1) to make changes in specifications and materials, and (2) to change or discontinue models, both without notice or obligation. Dimensions are for reference only. See current full-line price book or [www.deltafaucet.com](http://www.deltafaucet.com) for finish options and product availability.