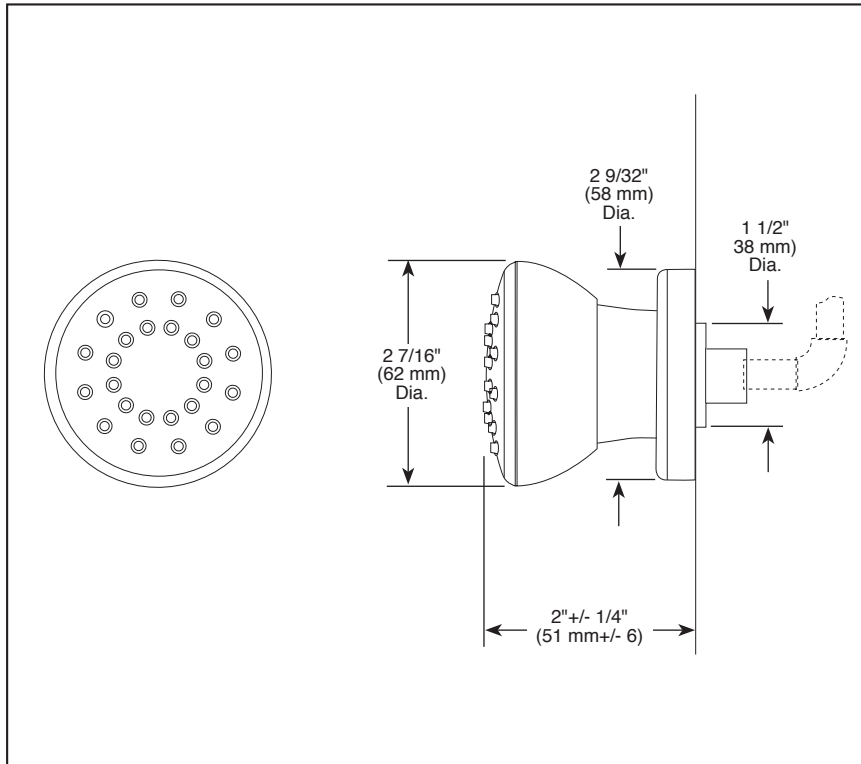


50102



Submitted Model No.: _____

Specific Features: _____



BODY SPRAY

■ 1/2" Rough-In

STANDARD SPECIFICATIONS

- 1/2" rough-in.*
- 30° up and down adjustment.
- Maximum 2.00 gpm @ 80 psi, 7.6 L/min @ 550 kPa
- Solid brass construction.
- Matching finish spray face.
- Touch-clean® nubs.

*Note: This installation requires a 1/2" male threaded pipe fitting to extend 1/4" beyond the finished surface.

WARRANTY

- Lifetime limited warranty on parts (other than electronic parts and batteries) and finishes: or, for commercial users, for 5 years from date of purchase.
- 5 year limited warranty on electronic parts (other than batteries); or, for commercial users, for 1 year from the date of purchase. No warranty is provided on batteries.

COMPLIES WITH:

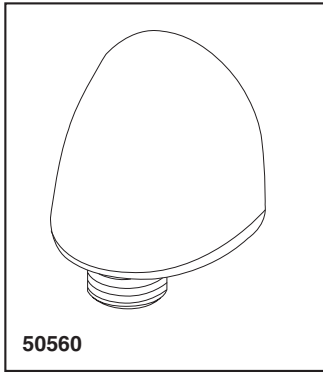
- ANSI/ASME A112.18.1 / CSA B125.1

Delta reserves the right (1) to make changes in specifications and materials, and (2) to change or discontinue models, both without notice or obligation. Dimensions are for reference only. See current full-line price book or www.deltafaucet.com for finish options and product availability.

DSP-B-50102 Rev. D

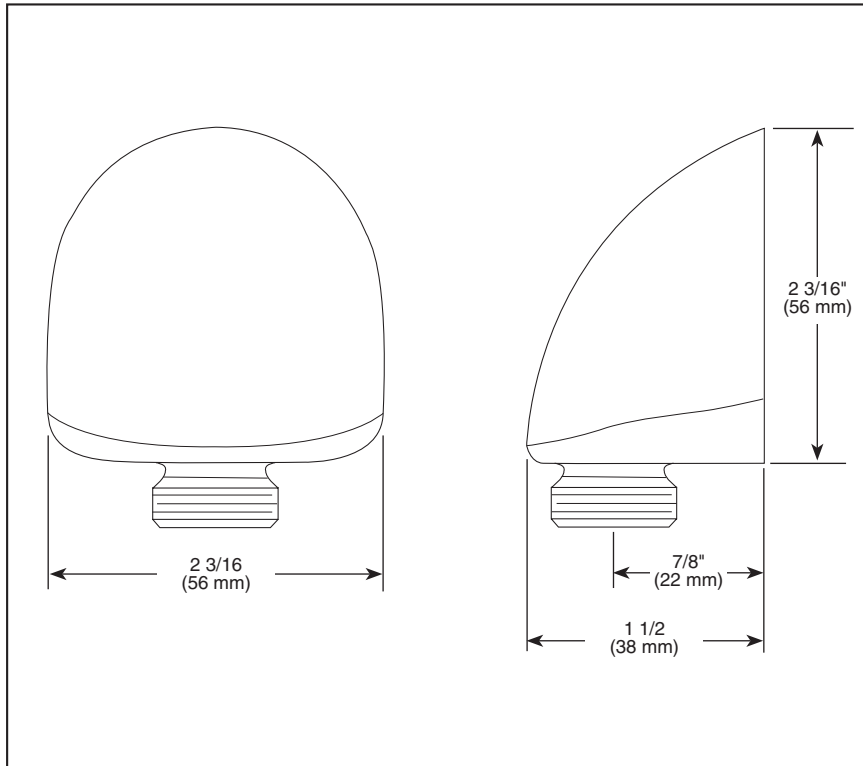


55 E. 111th Street, Indianapolis, Indiana 46280
350 South dgeware Road, St. Thomas, ON N5P 4C4
© 2015 Masco Corporation of Indiana



Submitted Model No.: _____

Specific Features: _____



ELBOW

STANDARD SPECIFICATIONS

- Solid brass construction.
- 1/2" female NPT inlet.
- 1/2" male NPSM outlet for connecting to shower hoses.

WARRANTY

- Lifetime Faucet and Finish Limited Warranty to the original consumer purchaser to be free from defects in material and workmanship.
- 5 Year Limited Warranty for usage in all industrial, commercial and business applications.

COMPLIES WITH:

- ASME A112.18.1 / CSA B125.1

Delta reserves the right (1) to make changes in specifications and materials, and (2) to change or discontinue models, both without notice or obligation. Dimensions are for reference only. See current full-line price book or www.specselect.com for finish options and product availability.

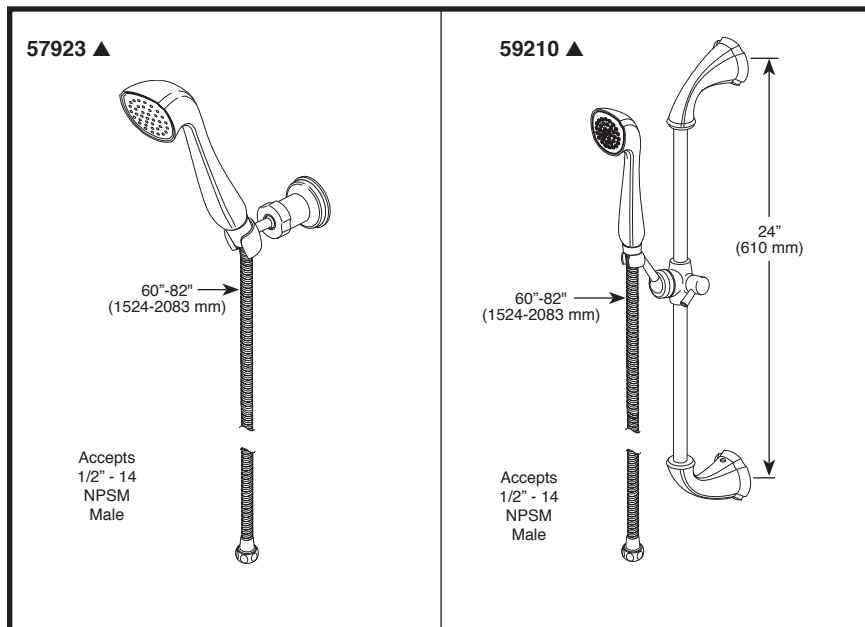
DSP-B-50560 Rev. A



55 E. 111th Street, Indianapolis, Indiana 46280
350 South Edgeware Road, St. Thomas, ON N5P 4L1
© 2012 Masco Corporation of Indiana

Submitted Model No.: _____

Specific Features: _____



▲ Designate Proper Finish Suffix

Spray Pattern



Full Spray

- ◆ Your Delta Faucet hand shower incorporates a backflow protection system that has been tested to be in compliance with ASME A112.18.3 and ASME A112.18.1/CSA B125.1. It incorporates two certified check valves in series, which operate independently and are integral, non-serviceable parts of the wand assembly.



PERSONAL HAND HELD SHOWERS

■ 24" Wall Bar, Wall Mount or Shower Arm Mount

STANDARD SPECIFICATIONS:

- 2.0 gpm @ 80 psi; 7.6 L/min @ 552 kPa
- ABS hand held shower with one spray pattern
- 60"-82" (1524-2083 mm) stretchable metal hose
- Certified dual check valves for backflow protection
- 24" (610 mm) wall bar with adjustable slide (allows for adjustable shower height) - 59210 only. Not to be used as a Grab Bar. Not ADA compliant.
- Wall mount bracket - 57923 only

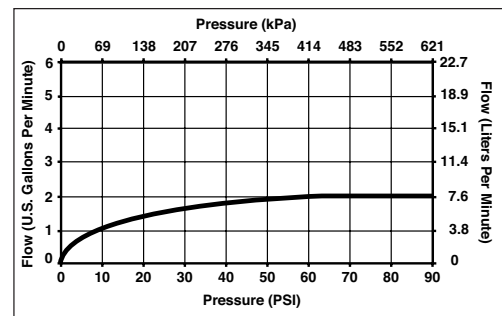
WARRANTY

- Lifetime limited warranty on parts (other than electronic parts and batteries) and finishes: or, for commercial users, for 5 years from date of purchase.
- 5 year limited warranty on electronic parts (other than batteries); or, for commercial users, for 1 year from the date of purchase. No warranty is provided on batteries.



COMPLIES WITH:

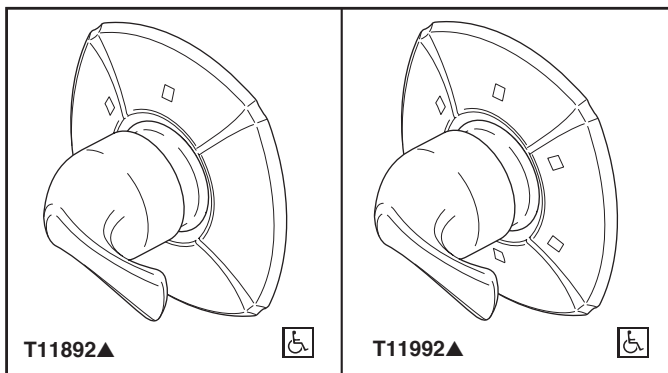
- ASME A112.18.1 / CSA B125.1 ◆
- EPA WaterSense®



55 E. 111th Street, Indianapolis, Indiana 46280
350 South Edgeware Road, St. Thomas, ON N5P 4L1
© 2015 Masco Corporation of Indiana

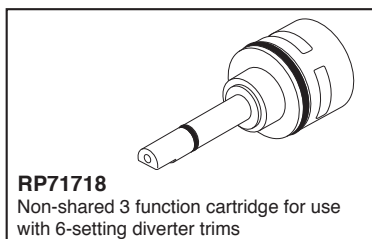
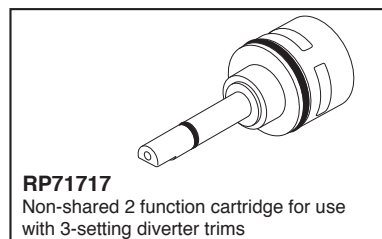
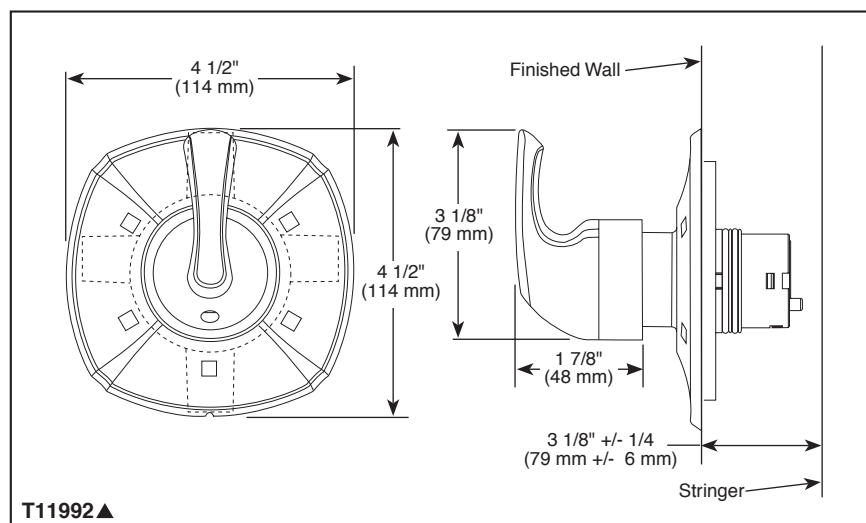
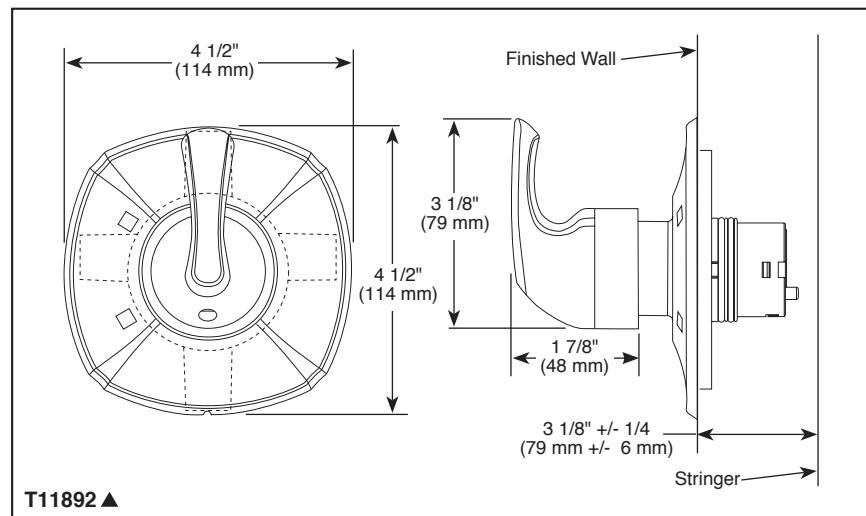
Delta reserves the right (1) to make changes in specifications and materials, and (2) to change or discontinue models, both without notice or obligation. Dimensions are for reference only. See current full-line price book or www.deltafaucet.com for finish options and product availability.

DSP-B-57923 Rev. D



Submitted Model No.: _____

Specific Features: _____



▲ Designate proper finish suffix

Delta reserves the right (1) to make changes in specifications and materials, and (2) to change or discontinue models, both without notice or obligation. Dimensions are for reference only. See current full-line price book or www.deltafaucet.com for finish options and product availability.

DSP-B-T11892 Rev. C



CUSTOM SHOWER DIVERTER

- Addison® Collection
- Three Function Diverter Trim (T11892)
- Six Function Diverter Trim (T11992)
- Coordinates With All Delta Addison® Styled Bath Suites

STANDARD SPECIFICATIONS

- Three function diverter 2 individual positions, 1 shared position.
- Six function diverter 3 individual positions, 3 shared positions.
- 1/2" rough-in.
- Must also order R11000 rough-in.
- Two individual positions, no shared positions order cartridge RP71717.
- Three individual positions, no shared positions order cartridge RP71718.

WARRANTY

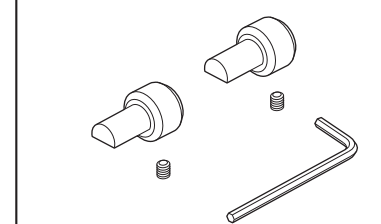
- Lifetime limited warranty on parts (other than electronic parts and batteries) and finishes; or, for commercial users, for 5 years from date of purchase.
- 5 year limited warranty on electronic parts (other than batteries); or, for commercial users, for 1 year from the date of purchase. No warranty is provided on batteries.



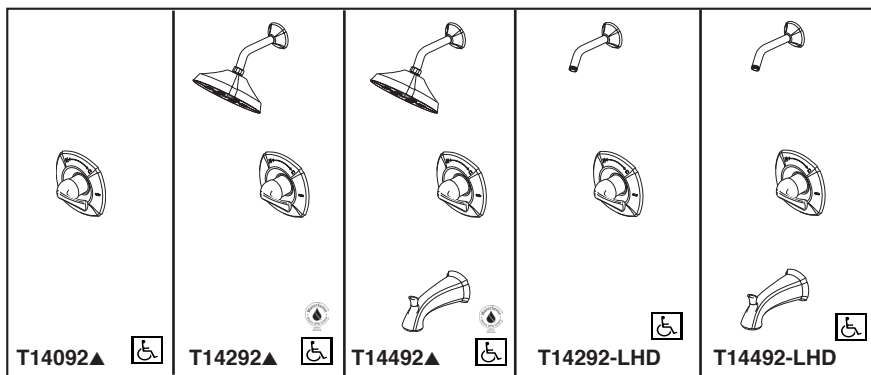
COMPLIES WITH:

- ASME A112.18.1 / CSA B125.1
- Indicates compliance to ICC/ANSI A117.1

RP75137 Available Extension Kit

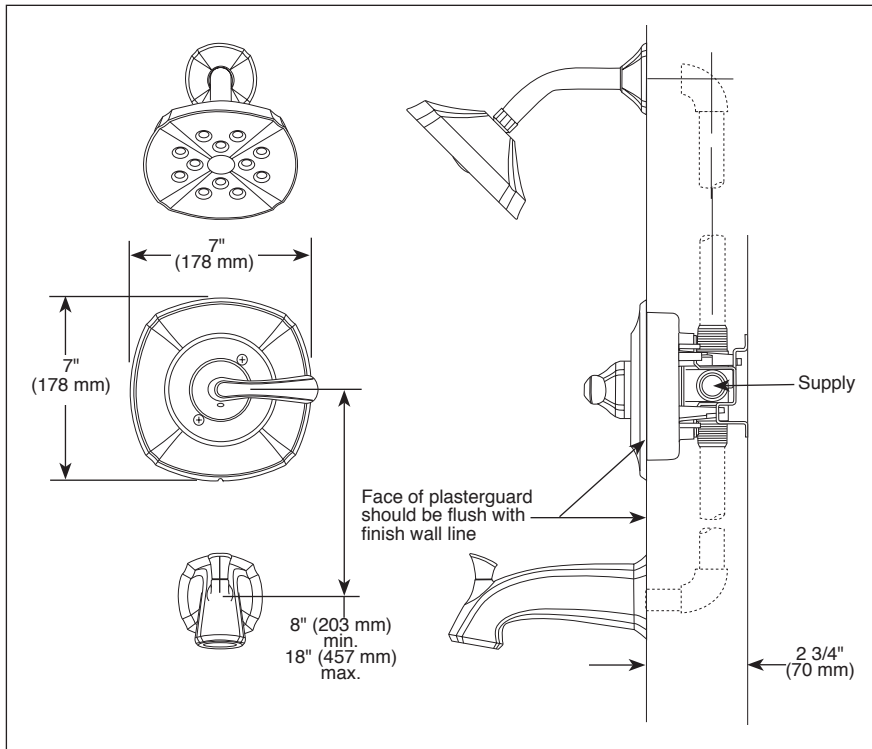


55 E. 111th Street, Indianapolis, Indiana 46280
350 South Edgeware Road, St. Thomas, Ontario Canada N5P 4L1
© 2013 Masco Corporation of Indiana

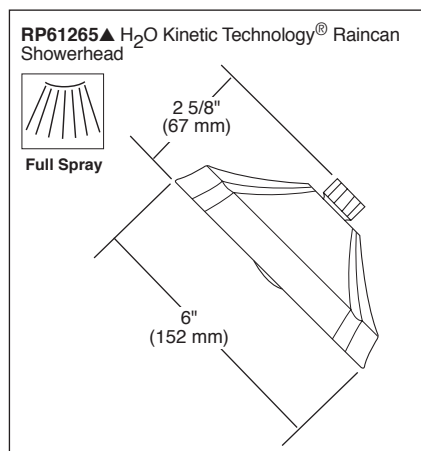
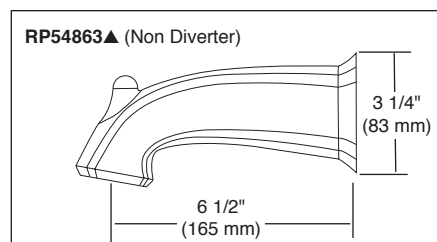
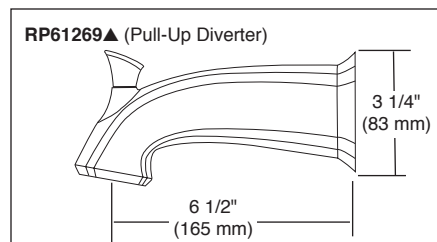


Submitted Model No.: _____

Specific Features: _____



▲ Designate Proper Finish Suffix



TUB AND SHOWER FAUCET TRIM

- Addison™ Bath Collection
- Valve Only (T14092)
- Shower Only (T14292)
- Tub/Shower (T14492)

STANDARD SPECIFICATIONS:

- Monitor® 14 Series pressure balanced single handle mixing valve trim.
- Maintains a balanced pressure of hot and cold water even when a valve is turned on or off elsewhere in the system.
- For use with MultiChoice® Universal rough valve body. (R10000 Series)
- Back-to-back installation capability.
- Solid brass forged body.
- Temperature only controlled with handle.
- Field adjustable to limit handle rotation into hot water zone.
- 120° maximum handle rotation.
- All parts replaceable from the front of the valve.
- H₂Okinetic Technology® 2.0 gpm max @ 80 PSI.
- "-LHD" models have pad printed red/blue temperature indication less showerhead.

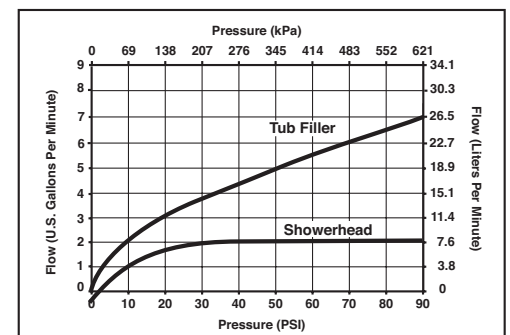
WARRANTY

- Lifetime limited warranty on parts (other than electronic parts and batteries) and finishes: or, for commercial users, for 5 years from date of purchase.
- 5 year limited warranty on electronic parts (other than batteries); or, for commercial users, for 1 year from the date of purchase. No warranty is provided on batteries.



COMPLIES WITH:

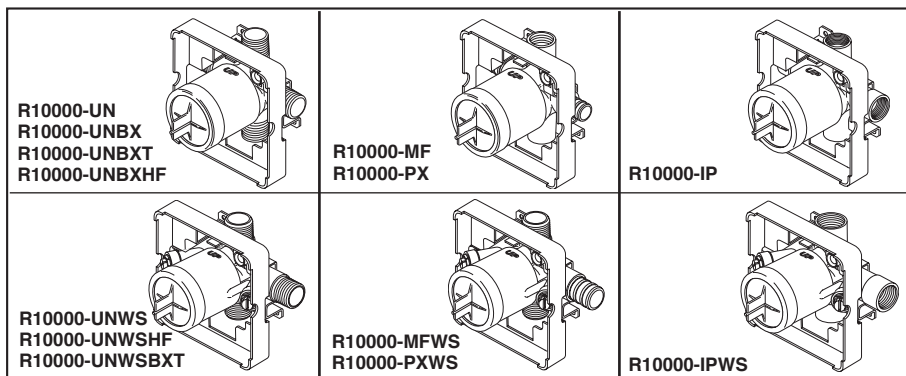
- ASME A112.18.1 / CSA B125.1
- ASSE 1016
- Indicates compliance to ICC/ANSI A117.1
- EPA WaterSense®



Delta reserves the right (1) to make changes in specifications and materials, and (2) to change or discontinue models, both without notice or obligation. Dimensions are for reference only. See current full-line price book or www.deltafaucet.com for finish options and product availability.

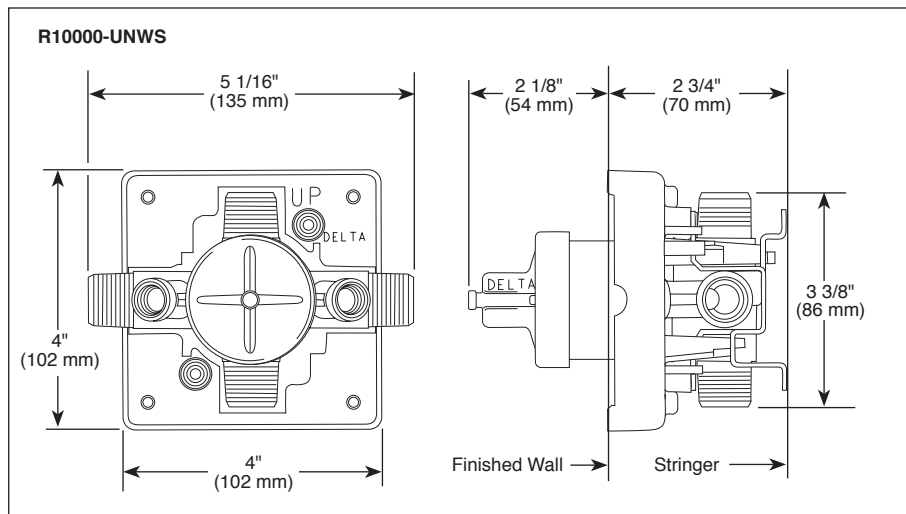
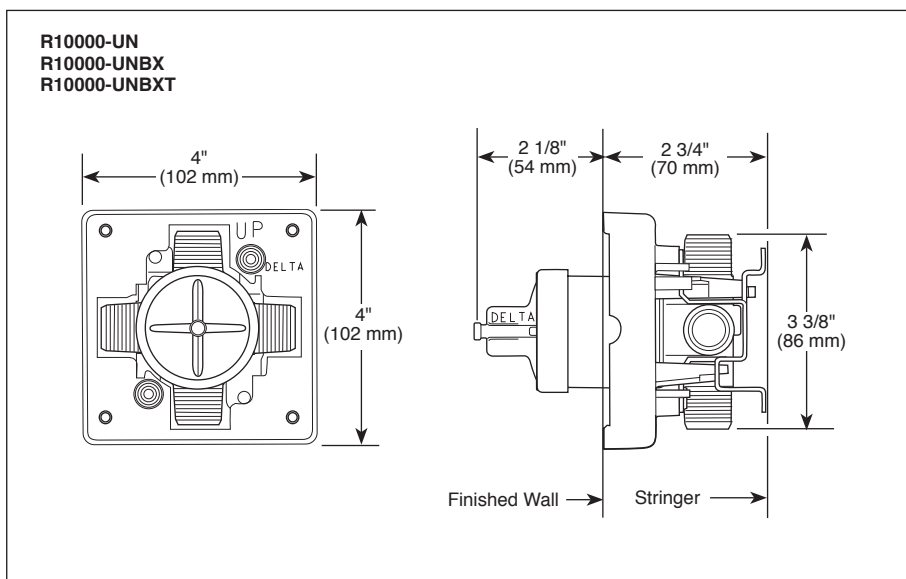
DSP-B-T14092 Rev. D

55 E. 111th Street, Indianapolis, Indiana 46280
350 South Edgeware Road, St. Thomas, ON N5P 4L1
© 2015 Masco Corporation of Indiana



Submitted Model No.: _____

Specific Features: _____



DELTA **MULTICHOICE®** **UNIVERSAL** **ROUGH VALVE** **BODY**

- R10000-UN (Universal Inlets/Outlets)
- R10000-UNBX (Universal Single Box Model)
- R10000-UNBXHF (High Flow Shower Only)
- R10000-UNBXT (Thin Wall)
- R10000-UNWS (Universal with Stops)
- R10000-UNWSHF (High Flow with Stops)
- R10000-UNWSBXT (Thin Wall with Stops)
- R10000-PX (Pex Crimp Connections with UN Outlets)
- R10000-PXWS (Pex Crimp Connections with Stop with UN Outlets)
- R10000-IP (IPS Inlets/Outlets)
- R10000-IPWS (IPS with Stops)
- R10000-MF (Pex Cold Expansion Connections with UN Outlets)
- R10000-MFWS (Pex Cold Expansion with Stops with UN Outlets)

STANDARD SPECIFICATIONS:

- Forged brass body.
- Back-to-Back installation capabilities.
- Can be tested with air (200 PSI) or water (300 PSI) without valve using supplied test cap.
- Square plasterguard allows for right angle cuts.
- Thin wall mounting.
- For use with MultiChoice® Universal single or dual function trim. Cartridge ships with trim.
- 1/2" outlets and connections.

Note: No tub outlet in HF model.

Note: Should use proper fitting with each type (copper tubing, iron pipe, and pex fitting).

Note: Should use proper tooling with crimping pex fitting and cold expansion pex models.

Note: IP indicates female 1/2" threaded connections.

Note: UN indicates Universal type fitting and is 1/2" NPT male thread with 1/2" C.W.T. female sweat.

WARRANTY

- Lifetime limited warranty on parts (other than electronic parts and batteries) and finishes: or, for commercial users, for 5 years from date of purchase.
- 5 year limited warranty on electronic parts (other than batteries); or, for commercial users, for 1 year from the date of purchase. No warranty is provided on batteries.

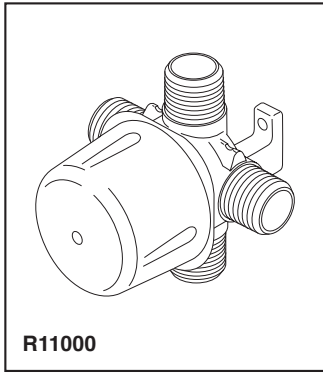
COMPLIES WITH:

- ASME A112.18.1 / CSA B125.1



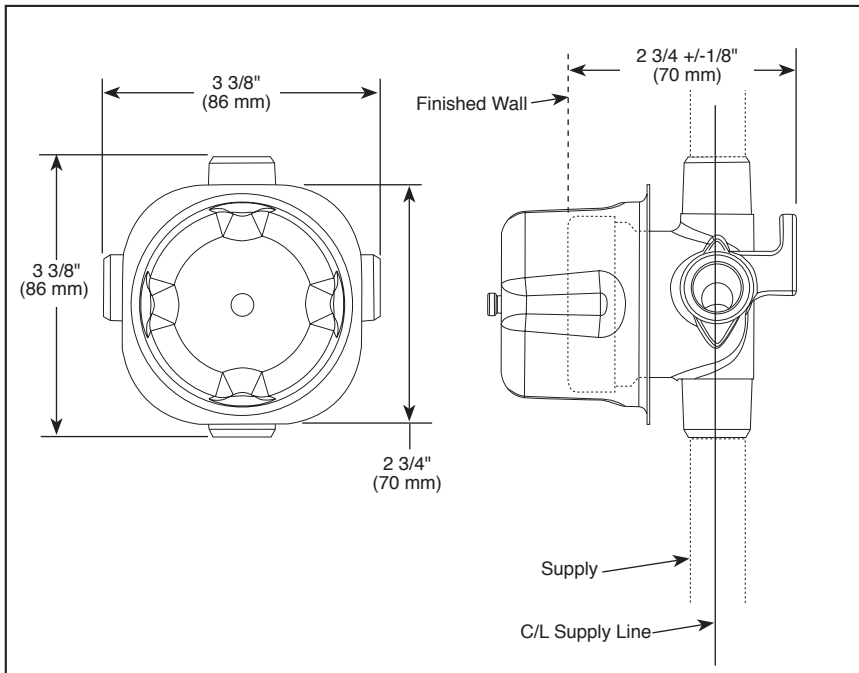
55 E. 111th Street, Indianapolis, Indiana 46280
 350 South Edgeware Road, St. Thomas, ON N5P 4L1
 © 2015 Masco Corporation of Indiana

Delta reserves the right (1) to make changes in specifications and materials, and (2) to change or discontinue models, both without notice or obligation. Dimensions are for reference only. See current full-line price book or www.deltafaucet.com for finish options and product availability.

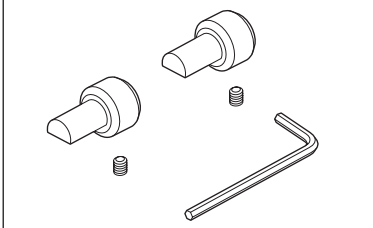


Submitted Model No.: _____

Specific Features: _____



RP75137 Available Extension Kit



ROUGH VALVE BODY

- R11000 (Case Qty. 3)
- 1/2" Rough-In

STANDARD SPECIFICATIONS

- Three port diverter rough
- For use with (3) three or (6) six function diverter.
- Forged brass body
- Can be tested with air (200 psi) or water (300 psi) using supplied test cap
- Refer to the installation instructions for more details

WARRANTY

- Lifetime limited warranty on parts (other than electronic parts and batteries) and finishes: or, for commercial users, for 5 years from date of purchase.
- 5 year limited warranty on electronic parts (other than batteries); or, for commercial users, for 1 year from the date of purchase. No warranty is provided on batteries.

COMPLIES WITH:

- ASME A112.18.1 / CSA B125.1

Delta reserves the right (1) to make changes in specifications and materials, and (2) to change or discontinue models, both without notice or obligation. Dimensions are for reference only. See current full-line price book or www.deltafaucet.com for finish options and product availability.

DSP-B-R11000 Rev. E



55 E. 111th Street, Indianapolis, Indiana 46280
350 South Edgeware Road, St. Thomas, ON N5P 4L1
© 2015 Masco Corporation of Indiana