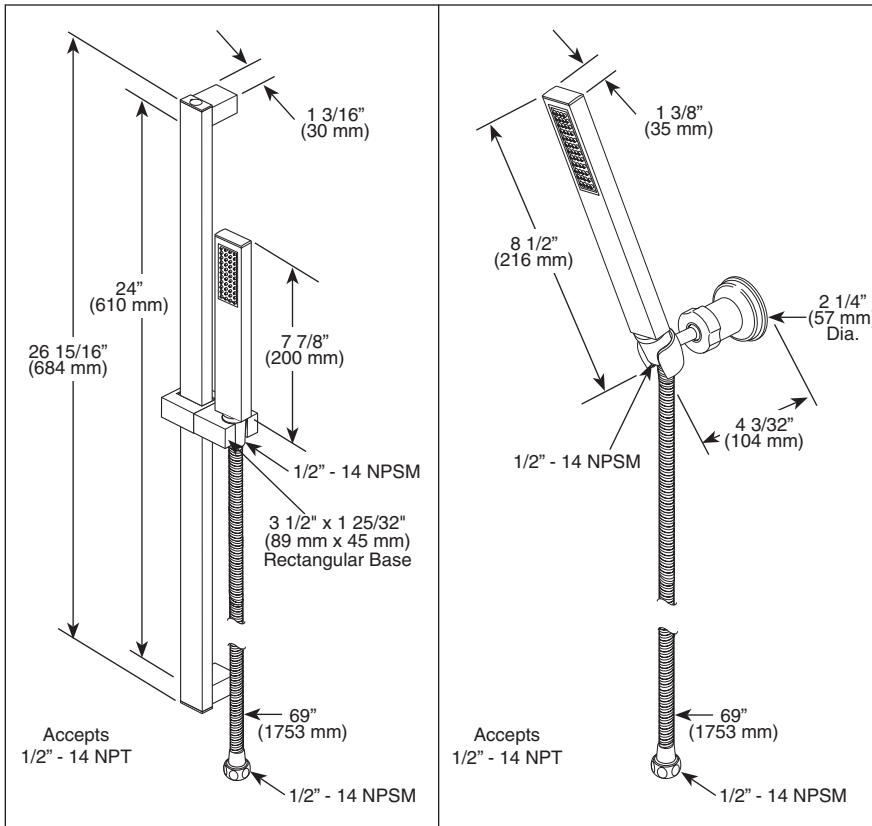


PERSONAL HAND HELD SHOWERS

- Vero Bath Collection
- Hand Shower with Full Spray Pattern and Touch Clean Nubs
- Certified Dual Check Valves
- 69" (1753 mm) Metal Hose with Matching Finish
- 24" Wall Bar, Wall Mount or Shower Arm Mount

Submitted Model No.: _____

Specific Features: _____



STANDARD SPECIFICATIONS:

- 69" (1753 mm) flexible plastic hose.
- Certified dual check valves for backflow protection.
- 24" (610 mm) wall bar with adjustable slide (allows for adjustable shower height) - 57530 only. Not to be used as a Grab Bar. Not ADA compliant.
- Wall mount bracket - 55530 only.
- 2.5 gpm @ 80 psi (9.5 L/min @ 552 kPa)

WARRANTY

- Lifetime Faucet and Finish Limited Warranty to the original consumer purchaser to be free from defects in material and workmanship.
- 5 Year Limited Warranty for usage in all industrial, commercial and business applications.

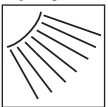


COMPLIES WITH:

- ASME A112.18.1 / CSA B125.1 ◆

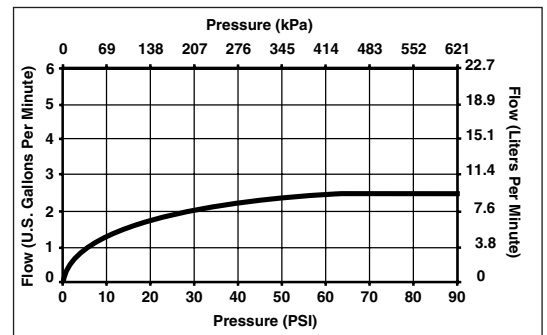
▲ Designate proper finish suffix

Spray Pattern



Full Spray

- ◆ Your Delta Faucet hand shower incorporates a backflow protection system that has been tested to be in compliance with ASME A112.18.3, CSA B125.1 and ASME A112.18.1. It incorporates two certified check valves in series, which operate independently and are integral, non-serviceable parts of the wand assembly.



55 E. 111th Street, Indianapolis, Indiana 46280
 395 Matheson Blvd. E., Mississauga, ON L4Z 2H2
 © 2010 Masco Corporation of Indiana

Delta reserves the right (1) to make changes in specifications and materials, and (2) to change or discontinue models, both without notice or obligation. Dimensions are for reference only. See current full-line price book or www.specselect.com for finish options and product availability.

DSP-B-55530 Rev. A