

Submitted Model No.: _____

Specific Features: _____



PERSONAL HAND HELD SHOWERS

- 69" (1753 mm) Flexible Hose w/Brass Connections
- Certified Dual Check Valves
- 24" Wall Bar or Handshower
- Wall Mount Handshower

STANDARD SPECIFICATIONS:

- ABS hand held shower with one or five settings – not a positive shut-off.
- 69" (1753 mm) flexible hose.
- Certified dual check valves for backflow protection.
- 24" (610 mm) wall bar with adjustable slide (allows for adjustable shower height) - 57014, 57021, 57051 and 57085 only. Not to be used as a Grab Bar. Not ADA compliant.
- Wall mount bracket - 55013, 55020, 55051 and 55085 only.
- 2.5 gpm @ 80 psi (9.5 L/min @ 552 kPa).
- 2.0 gpm @ 80 psi (7.6 L/min @ 552 kPa).

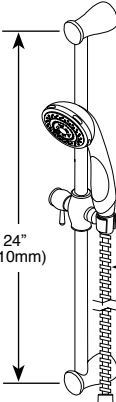
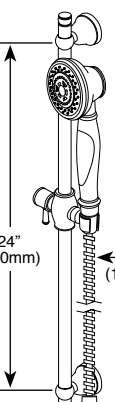
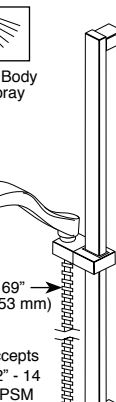
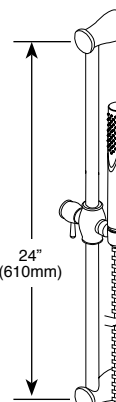

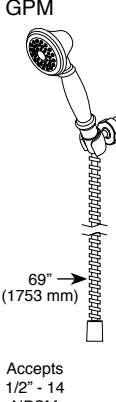
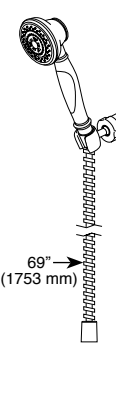

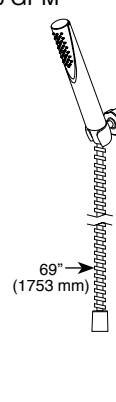
WARRANTY

- Lifetime limited warranty on parts (other than electronic parts and batteries) and finishes: or, for commercial users, for 5 years from date of purchase.
- 5 year limited warranty on electronic parts (other than batteries); or, for commercial users, for 1 year from the date of purchase. No warranty is provided on batteries.



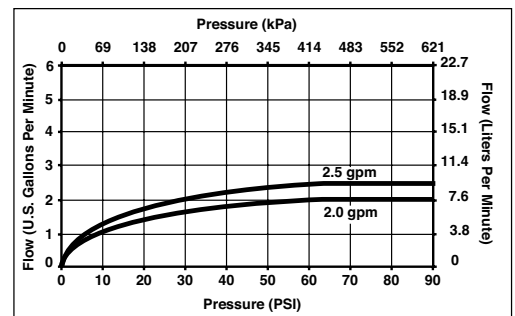
COMPLIES WITH:

- ASME A112.18.1/CSA B125.1 ◆
- EPA WaterSense® (2.0 GPM only)

<p>57014▲ 2.5 GPM</p>  <p>24" (610mm) 69" (1753 mm)</p> <p>Full Body Spray Massage Spray Aerated Spray</p> <p>Accepts 1/2" - 14 NPSM Male</p>	<p>57021▲ 2.5 GPM</p>  <p>24" (610mm) 69" (1753 mm)</p> <p>Full Body Spray Massage Spray Aerated Spray</p> <p>Accepts 1/2" - 14 NPSM Male</p>	<p>57051▲ 2.0 GPM</p>  <p>25 3/4" (654 mm) 69" (1753 mm)</p> <p>Full Body Spray</p> <p>Accepts 1/2" - 14 NPSM Male</p>
<p>57085▲ 2.5 GPM</p>  <p>24" (610mm) 69" (1753 mm)</p> <p>Full Body Spray</p> <p>Accepts 1/2" - 14 NPSM Male</p>	<p>55013▲ 2.0 GPM</p>  <p>69" (1753 mm)</p> <p>Full Body Spray</p> <p>Accepts 1/2" - 14 NPSM Male</p>	<p>55020▲ 2.0 GPM</p>  <p>69" (1753 mm)</p> <p>Full Body Spray</p> <p>Accepts 1/2" - 14 NPSM Male</p>
<p>55021▲ 2.5 GPM</p>  <p>69" (1753 mm)</p> <p>Full Body Spray Massage Spray Aerated Spray</p> <p>Accepts 1/2" - 14 NPSM Male</p>	<p>55051▲ 2.0 GPM</p>  <p>69" (1753 mm)</p> <p>Full Body Spray</p> <p>Accepts 1/2" - 14 NPSM Male</p>	<p>55085▲ 2.5 GPM</p>  <p>69" (1753 mm)</p> <p>Full Body Spray</p> <p>Accepts 1/2" - 14 NPSM Male</p>

▲ Designate proper finish suffix

◆ Your Delta Faucet handshower incorporates a backflow protection system that has been tested to be in compliance with ASME A112.18.3 and ASME A112.18.1/CSA B125.1. It incorporates two certified check valves in series, which operate independently and are integral, non-serviceable parts of the wand assembly.



55 E. 111th Street, Indianapolis, Indiana 46280
350 South Edgeware Road, St. Thomas, ON N5P 4L1
© 2012 Masco Corporation of Indiana

Delta reserves the right (1) to make changes in specifications and materials, and (2) to change or discontinue models, both without notice or obligation. Dimensions are for reference only. See current full-line price book or www.specselect.com for finish options and product availability.

DSP-B-55011 Rev. D