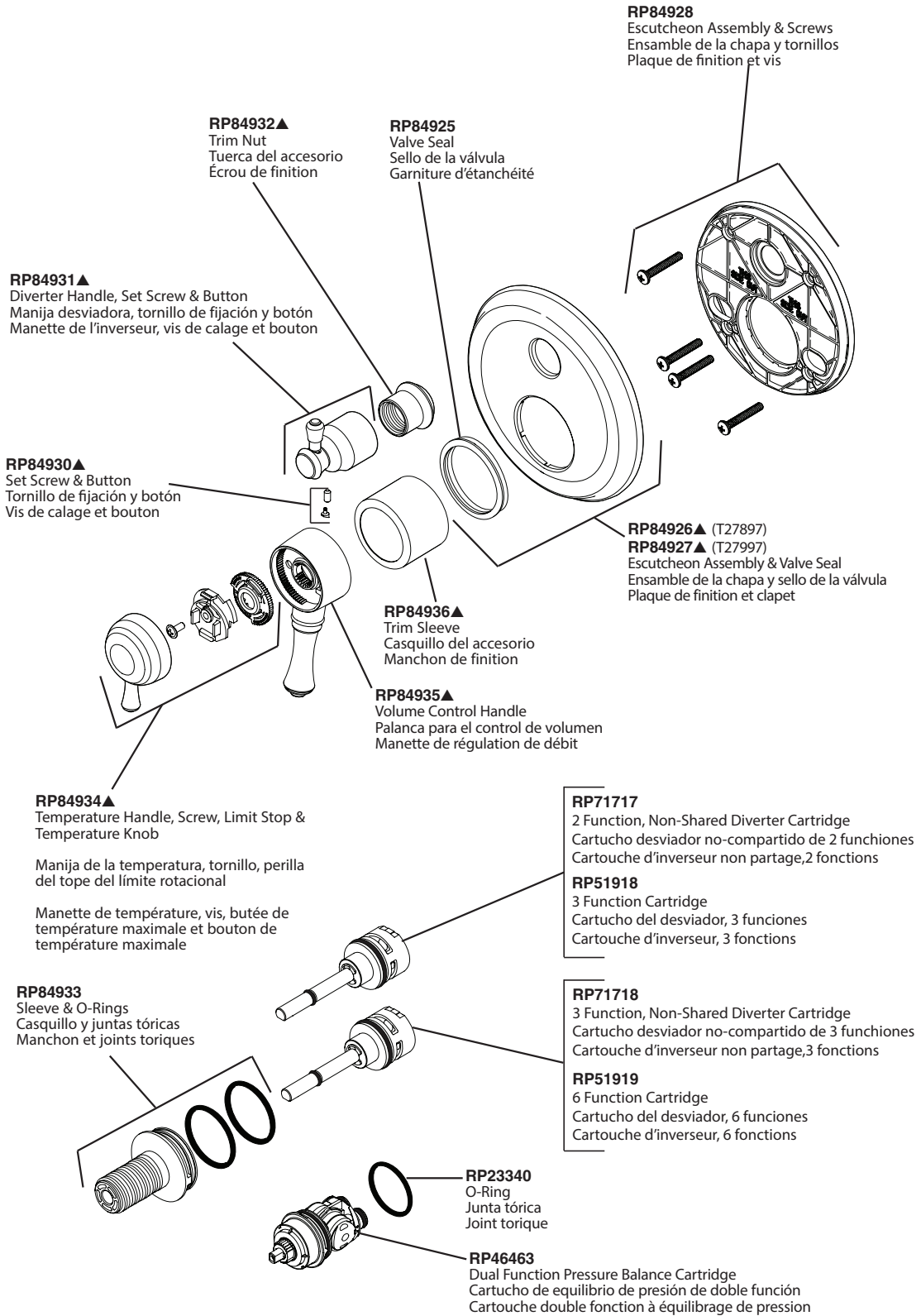


# T27897, T27997 Models / Modelos / Modèles



▲ Specify Finish/Especifique el Acabado/ Précisez le fini



**Model/Modelo/Modèle**  
**R22000**  
**Series/Series/Seria**




\*Used to plug one inlet side (Hot or Cold) to prevent cross flow when checking for leaks before the cartridge is installed. Insert into the inlet, place test cap and use the bonnet to secure in place.

\*Tapaban una entrada lateral (caliente o frío) para prevenir flujo cruzado cuando la comprobación para saber si hay escapes antes del cartucho está instalada. El relleno en la entrada, casquillo de la prueba del lugar y utiliza el capo para asegurar en lugar.

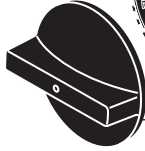
\*Branchaient une admission latérale (chaud ou froid) pour empêcher l'écoulement en travers quand la vérification les fuites avant la cartouche est installée. L'insertion dans l'admission, chapeau d'essai d'endroit et emploient le capot pour fixer en place.

## T50010▲

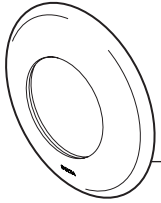
**RP78987**  
Silicone  
Silicona  
Siliconé



**RP79269**  
Tool  
Herramienta  
Outil




**RP77546▲**  
Escutcheon  
Chapa de cubierta  
Plaque de finition



▲ Specify Finish / Especificque el Acabado / Précisez le fini

## T50210▲


**RP78987**  
Silicone  
Silicona  
Siliconé



**RP79269**  
Tool  
Herramienta  
Outil

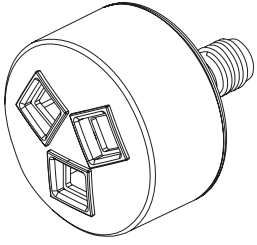


**RP77548▲**  
Escutcheon  
Chapa de cubierta  
Plaque de finition

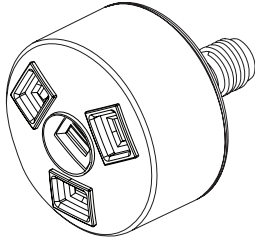


▲ Specify Finish / Especificque el Acabado / Précisez le fini

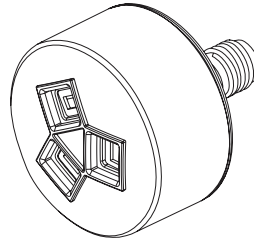
SH84100▲  
SH5003▲



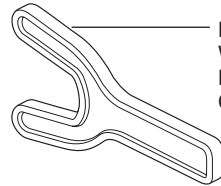
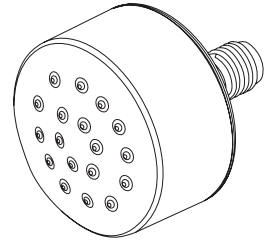
SH84101▲  
SH5005▲



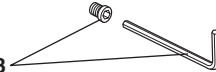
SH84102▲  
SH5002▲



SH84103▲  
SH5000▲



RP77544  
Wrench  
Llave  
Clé



RP77543  
Set Screw & Wrench  
Tornillo de Ajuste y Llave  
Vis de calage et clé