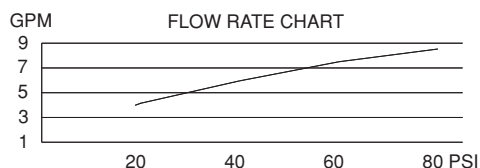


SINGLE HANDLE PRESSURE BALANCE TUB & SHOWER FAUCET

Description

- Single handle with self-cleaning two-function showerhead
- 1/2" slip spout fits 1/2" copper or 1/2" IPS stub-out
- Diverter on spout
- Back to back installation capabilities

Flow & Valving



Standards

- ASME A112.18.1
- CSA B125
- ASSE 1016
- Listed IAPMO/UPC
- Energy policy act of 1992
- ADA Accessibility Guidelines for Buildings and Facilities - 4.27.4 Controls and Mechanisms

Warranty

Danze products are covered by a manufacturer's limited "lifetime" warranty for manufacturing defects.



D510071 (shown)
PLYMOUTH™



With Diverter & Stops:
D510071 (Tub/Shower)

With Stops:
D500571 (Shower only)

Available Colors & Finish

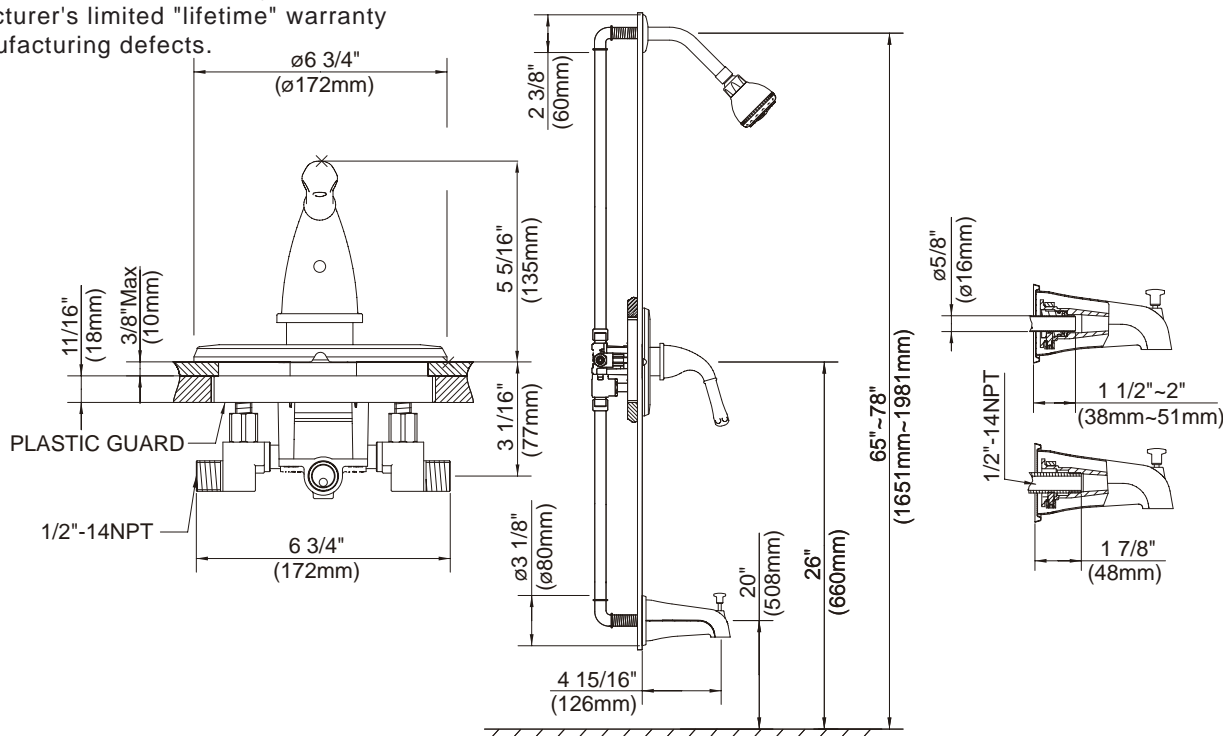
- Chrome
- Brushed Nickel (BN)
- Brushed Nickel w/Polished Brass Accents (BNPV)
- Chrome with Polished Brass Accents (CPBV)
- Polished Brass (PBV)

Trim Kits: (for use w/pressure balance valves)

- D510171T (Tub/Shower trim)
- D510571T (Shower only trim)
- D500671T (Tub trim w/valve escutcheon)

Special Packaging

- This product also available with valve packaged separate from trim.
- Use with single handle pressure balance valves:
D112000BT (w/stops)
D115000BT (w/o stops)
- Valves are combination 1/2" copper sweat, 1/2" NPT threaded connectors for all ports.



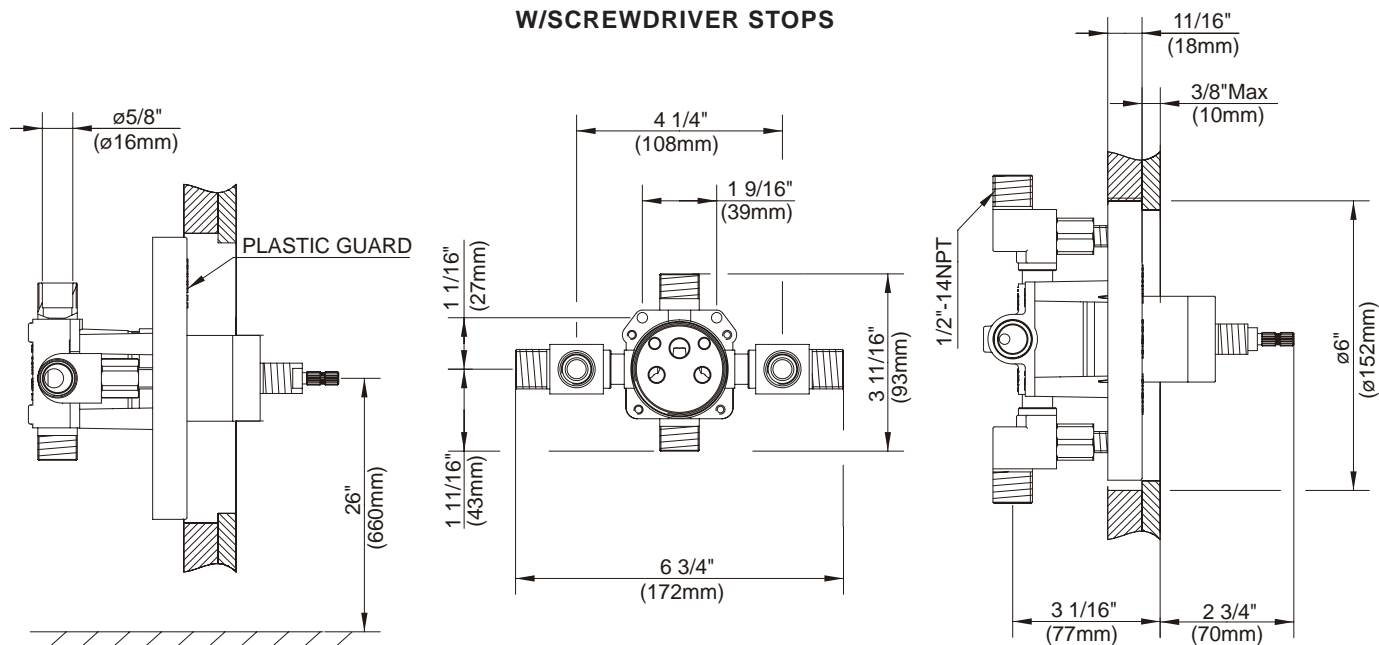
Specific Features: _____ Submitted Model No.: _____

SD510071/09-07.01

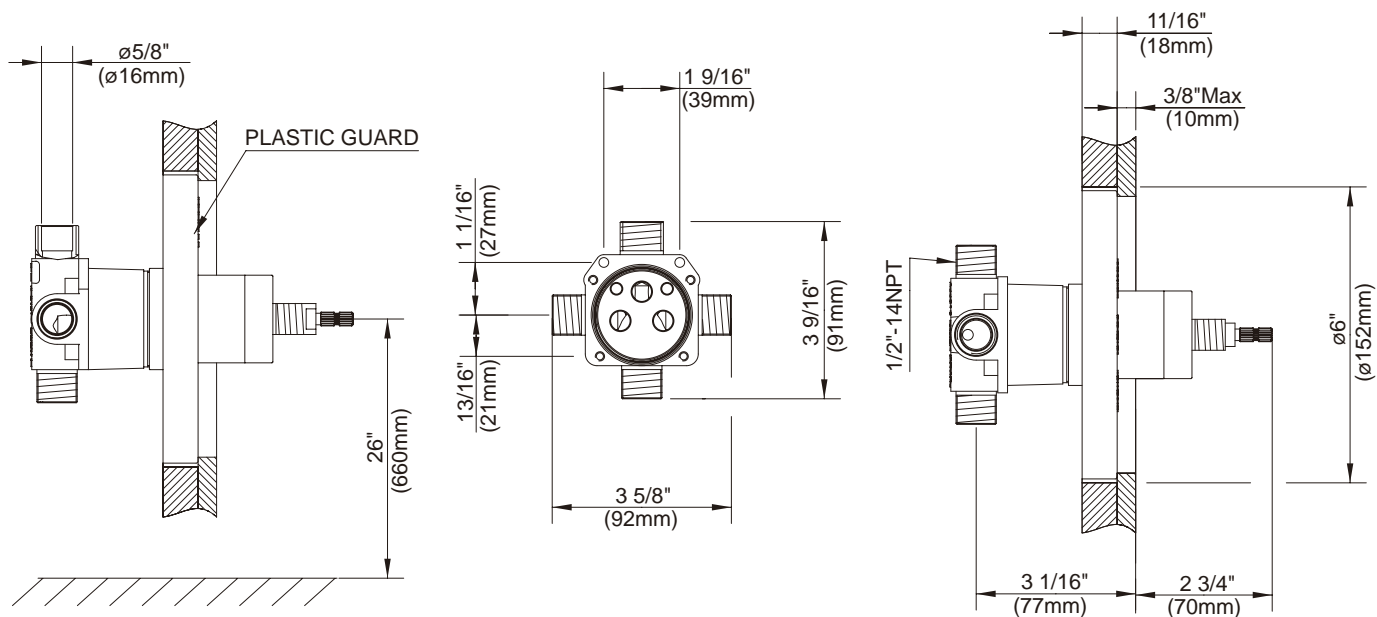
SINGLE HANDLE PRESSURE BALANCE TUB & SHOWER VALVES

Critical Dimensions : Rough-in valve D112000BT (w/stops) & D115000BT (w/o stops)

W/SCREWDRIVER STOPS



W/DIVERTER & STOPS



Specific Features: _____ Submitted Model No.: _____

SD510071/09-07.01