

GLAZED WALL & COUNTER

MODERN DIMENSIONS



 **daltile**[®]
DESIGN WITH CONFIDENCE™



MODERN DIMENSIONS™

GLAZED WALL
& COUNTER



floor • wall • countertop

Modern Dimensions glazed wall tile combines modern flare with sophisticated style. With a trendy color palette, numerous sizes and an array of modern accents, this line offers designers and homeowners unlimited design options. Suitable for both residential and commercial wall and countertop uses, Modern Dimensions is perfect for projects needing a bold backsplash or a sleek contemporary wall design. This line offers the ultimate in style and selection.




Photo features Biscuit, Urban Putty and Artisan Brown 4-1/4 x 12-3/4 field tile and Multi-Brown 2 x 8 Concentric Circles Accent on wall.

MODERN DIMENSIONS™

GLAZED WALL & COUNTER

floor • wall • countertop

Field Tile – Semi-Gloss



ARCTIC WHITE
0190 (1)



BISCUIT
K175 (1)



URBAN PUTTY
0161 (1)



ARCHITECTURAL
GRAY 0109 (2)



UPTOWN TAUPE
0132 (3)*



ELEMENTAL TAN
0166 (1)




ARTISAN BROWN
0144 (2)



CITYLINE KOHL
0171 (2)



CRISP LINEN
0139 (3)*



CORN SILK
0160 (3)*



LUMINARY GOLD
0142 (3)*



GOLD COAST
0191 (3)*



SUNFLOWER
DH50 (3)*



MINT ICE
0152 (3)*



MISTY MEADOW
0112 (3)*



CYPRESS
I452 (3)*



GARDEN SPOT
0141 (3)*



OAK MOSS
0195 (3)*



SPA
0148 (3)*



AQUA GLOW
0197 (3)*



WATERFALL
0169 (3)*



GALAXY
I469 (3)*



COBALT
DM14 (3)*



NAVY
K189 (3)*



ICE GREY
K176 (3)*



DESERT GRAY
X114 (1)




SUEDE GREY
0182 (3)*



BLACK
K111 (2)

Field Tile – Matte



MATTE ARCTIC
WHITE 0790 (1)



MATTE BISCUIT
K775 (1)




MATTE URBAN
PUTTY 0761 (1)



MATTE DESERT
GRAY X714 (1)



MATTE ARCHITECTURAL
GRAY 0709 (2)



MATTE ELEMENTAL
TAN 0166 (1)



MATTE ARTISAN
BROWN 0744 (2)*



MATTE CITYLINE
KOHL 0771 (2)*



MATTE BLACK
K711 (2)*

* Made-to-order colors
(1), (2) and (3) indicate Price Groups, (1) being the least expensive.

MODERN DIMENSIONS™

GLAZED WALL & COUNTER

Ceramic Decorative Accents



ARCTIC WHITE 0190
2 x 13 Chair Rail




MATTE ARCTIC WHITE 0790
2 x 13 Chair Rail




BISCUIT K175
2 x 13 Chair Rail



MATTE BISCUIT K775
2 x 13 Chair Rail



MULTI-BROWN K061
2 x 8 Concentric Circle




MULTI-BLACK K060
2 x 8 Concentric Circle



MULTI-BROWN K061
2 x 8 Frequency Lines



MULTI-BLACK K060
2 x 8 Frequency Lines



MULTI-BLACK K060
2-1/8 x 8-1/2 Eclipse

Glass Decorative Accents








MULTI-BROWN K061
1 x 12 Terrasphere




MULTI-BLACK K060
1 x 12 Terrasphere


CREATIVE IDEAS



Backsplash Design Ideas



Backsplash features Cityline Kohl 4-1/4 x 8-1/2 field tile and 2 x 8 Multi-Brown Frequency Lines accent with Urban Metals in Bronze 1-1/2 x 12 Arc wall liner.



Backsplash features Desert Gray 4-1/4 x 8-1/2 field tile and 1 x 12 Multi-Black Terrasphere accent with City Lights in London 1/2 x 1/2 mosaic.

SIZES

		SQ.FT. CARTON	PIECES PER CARTON
4-1/4 x 12-3/4 Field Tile*	(4-1/4" x 12-7/8") (10.79 cm x 32.71 cm)	10.64	28
4-1/4 x 8-1/2 Field Tile*	(4-1/4" x 8-9/16") (10.79 cm x 21.75 cm)	10.63	42
2-1/8 x 8-1/2 Field Tile	(2-5/32" x 8-9/16") (5.48 cm x 21.75 cm)	10.24	80
2 x 4 Straight-joint Mosaic	(11-7/8" x 11-7/8" Sheet) (30.2 cm x 30.2 cm Sheet)	10.00	10
2 x 13 Chair Rail	(2-1/8" x 12-3/4") (5.40 cm x 32.30 cm)	--	28
2-1/8 x 8-1/2 Eclipse	(2-3/16" x 8-9/16") (5.50 cm x 21.70 cm)	--	24
2 x 8 Concentric Circles	(1-15/16" x 8-1/2") (4.90 cm x 21.60 cm)	--	27
2 x 8 Frequency Lines	(1-15/16" x 8-1/2") (4.90 cm x 21.60 cm)	--	24
1 x 12 Terrasphere	(1-3/8" x 12-3/8") (3.50 cm x 31.40 cm)	--	18

*Made-to-order colors only available in 4-1/4 x 12-3/4 and 4-1/4 x 8-1/2.

RESIDENTIAL USAGE

FLOORS	WALLS	COUNTERTOPS	EXTERIOR PATIOS	EXTERIOR POOL DECKS
F*	W**	C***		

* Matte finish suitable for residential bathroom floors not subject to outside foot traffic, excluding accent pieces.

** Suitable for exterior walls in non-freezing climates only (excluding accents). Mosaic suitable for freezing and non-freezing climates.

*** Darker colors may show scratches (mosaics not suitable for countertops).

COMMERCIAL USAGE

	INTERIOR			EXTERIOR	
	LIGHT RESIDENTIAL	COMMERCIAL	COMMERCIAL	RESIDENTIAL	COMMERCIAL
Floors/Patios*	✓				
Walls/Backsplashes	✓	✓	✓	✓	✓
Countertops	✓	✓	✓	✓	✓
Pool Decking					
Pool Linings	✓	✓	✓	✓	✓

Suitable for non-freezing climates when proper installation methods are followed.

*Matte finish suitable for residential bathroom floors only. Mosaic suitable for walls/backsplashes and pool linings only. Accents suitable for wall applications only.

NOTES

Manufacturer Warning: These tiles have a dynamic coefficient of friction less than 0.42 as measured by the DCOF Acutest method. Tiles with DCOF Acutest values less than 0.42 are not recommended for use in areas with wet or slippery conditions. If such tiles are used as a walking surface where water, ice, oil, grease and/or other substances are present, such a condition could cause a reduction in foot traction and become unexpectedly slippery resulting in a fall or personal injury. See ANSI standard A137.1 section 6.2.2.1.10, available at www.tileusa.com/section6.2.2.1.10.html/.

Since there is shade variation in all natural products, the tile and trim supplied for your particular installation may not match these samples. Final selection should be made from actual tiles and trim and not from tile and trim samples or color reproductions. Manufactured in accordance with ANSI A137.1 standards.

Water, oil, grease, etc. create slippery conditions. Floor applications with exposure to these conditions require extra caution in product selection. Not for use on ramps.

For additional information, refer to "Factors to Consider" at <http://daltille.com/factors-to-consider.cfm>.

TRIM

	TYPE	NUMBER	SIZE	PCS. PER CARTON
	Bullnose	S-4289	2-1/8 x 8-1/2 (8-1/2 Edge)	80
	Bullnose	S-4829	2-1/8 x 8-1/2 (2-1/8 Edge)	80
	Bullnose Outcorner	SN-4289	2-1/8 x 2-1/8	25
	Bullnose	S-4489	4-1/4 x 8-1/2 (8-1/2 Edge)	42
	Bullnose	S-4849	4-1/4 x 8-1/2 (4-1/4 Edge)	42
	Bullnose Outcorner	SCRL-4449	4-1/4 x 4-1/4	100
	Flat Top Cove Base	A-3481	4-1/4 x 8-1/2 (0790/0190/K775/K175 only)	40
	Quarter Round	A-108	1 x 8-1/2	150
	Surface Bullnose	S-44C9	4-1/4 x 12-3/4	28

SHADE VARIATION



LOW (V1)

Monochromatic; consistent color within each tile and from tile to tile.

INSTALLATION

THICKNESS	GROUT JOINT RECOMMENDATION
5/16" (Field Tile), 1/4" (Mosaic)	1/16" (Field Tile), 1/8" (Mosaic)

DYNAMIC C.O.F. (WET) : I

The higher the rating, the higher the slip resistance.

1 < .42

2 ≥ .42

STATIC C.O.F. (WET) : I

1 < .50

2 .50 - .59

3 ≥ .60

TEST RESULTS

	ASTM#	RESULT
Water Absorption	C373	< 20.0%
Breaking Strength	C648	120 - 230 lbs
Scratch Hardness	MOHS	4.0 - 6.5
Chemical Resistance	C650	Resistant
Dynamic C.O.F. (Matte finish)	A137.1	Wet: < 0.42
Static C.O.F. (Matte finish)	C1028	Wet: ≥ 0.50 Dry: ≥ 0.80

Dynamic C.O.F. (Wet) value as measured by the DCOF AcuTest™ helps to assess a products suitability for a commercial environment. For more information, visit our website at www.daltille.com/DCOF.

MODERN DIMENSIONS™

GLAZED WALL
& COUNTER



floor • wall • countertop



daltile
greenworks™
ENVIRONMENTAL LEADERSHIP THAT WORKS

By their very design, Daltile products can help make it easier for you to earn LEED™ points and/or points towards many industry leading green home building programs. From using recycled material content to establishing manufacturing facilities within 500 miles of your project, we help ensure you don't have to compromise your design to be environmentally conscious. For detailed information, visit daltilegreenworks.com.



POST CONSUMER
RECYCLED MATERIALS



PRE CONSUMER
RECYCLED MATERIALS



7834 C. F. Hawn Freeway | Dallas, TX 75217 | 214.398.1411 | 800.933.TILE
For more information about Daltile products and services, visit our website at daltile.com