


Eco-Invizilite LED

24V AC/DC Flexible

Concealed Linear Lighting

Fixture

- Warm White: 1.5W, 2,800°K ±100°K, CRI 85, 90 lm per socket, Natural White: 1.5W, 4,000°K ±100°K, CRI 80, 105 lm per socket
- 24VAC/DC on-board driver
- 600W/25amp max.
- MLV dimmable
- Available with sockets installed at 3" or 4" O.C. in factory-cut, per-foot lengths or in kits with 100'-cable lengths
- LED sockets easily removed or relocated
- UL/C-UL Listed for damp location 

Cable

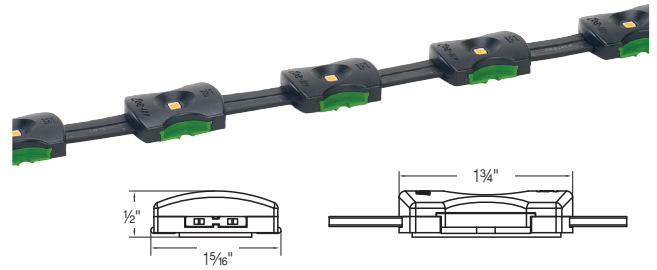
- Two-conductor black cable (proprietary patent pending)
- LED sockets pre-installed at 3" or 4" O.C.
- Flexible cable conforms easily to fit tight radii and sharp turns; lights confined coves and restrictive spaces
- Includes double sided tape and mounting ear
- Must install with: INVPW1 (or covered wire nuts) and INVDE1

Accessories

- Extruded clear polycarbonate mounting track with pre-drilled holes; sockets snap in easily without tools
- Powder-coated, formed aluminum reflector with pre-drilled holes (use with INVLED-EXT)
- Extruded frosted acrylic lens snaps easily onto track (INVLED-EXT) without tools

INVLED-3 3 Inch Spacing

INVLED-4 4 Inch Spacing



Cut-to-Length – per Foot

24VAC/DC on-board driver, 1.5W per socket

<input type="checkbox"/>	INVLED-3-WW	Warm White LED (2,800°K ±100K), 90 lm per socket, CRI 85	3" O.C.
<input type="checkbox"/>	INVLED-3-NW	Natural White LED (4,000°K ±100K), 105 lm per socket, CRI 80	
<input type="checkbox"/>	INVLED-4-WW	Warm White LED (2,800°K ±100K), 90 lm per socket, CRI 85	4" O.C.
<input type="checkbox"/>	INVLED-4-NW	Natural White LED (4,000°K ±100K), 105 lm per socket, CRI 80	

100-foot-length Kits

Pre-installed sockets, 4 power feeds, 4 dead ends, mounting screws
24VAC/DC on-board driver, 1.5W per socket

<input type="checkbox"/>	INVLED-3-WW-100	Warm White LED (2,800°K ±100K), 90 lm per socket, CRI 85	3" O.C.
<input type="checkbox"/>	INVLED-3-NW-100	Natural White LED (4,000°K ±100K), 105 lm per socket, CRI 80	400 sockets
<input type="checkbox"/>	INVLED-4-WW-100	Warm White LED (2,800°K ±100K), 90 lm per socket, CRI 85	4" O.C.
<input type="checkbox"/>	INVLED-4-NW-100	Natural White LED (4,000°K ±100K), 105 lm per socket, CRI 80	300 sockets

Project _____

Fixture Type _____

Location _____

Contact _____

Phone _____



A Division of Troy-CSL Lighting, Inc.

14508 Nelson Avenue City of Industry CA 91744 Tel: 626.336.4511 Fax: 626.330.4266 www.csllighting.com

Eco-Invizilite LED Accessories

Description

- Extruded clear polycarbonate mounting track with pre-drilled holes; sockets snap in easily without tools
- Powder-coated, formed aluminum reflector with pre-drilled holes (use with INVLED-EXT)
- Extruded frosted acrylic lens snaps easily onto track (INVLED-EXT) without tools

Mounting Track



- INVLED-EXT 48" Extruded Mounting Track, Clear Polycarbonate

Reflectors



- INVLED-KICK-BK 48" Kick Reflector Black
- INVLED-KICK-BZ 48" Kick Reflector Powder-coated, Formed-Aluminum Bronze
- INVLED-KICK-WT 48" Kick Reflector White

Lens



- INVLED-LENS 48" Extruded Lens, Frosted Acrylic



A Division of Troy-CSL Lighting, Inc.

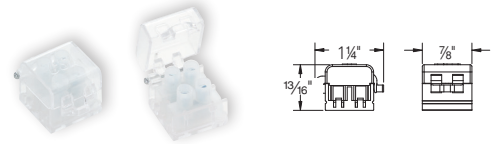
14508 Nelson Avenue City of Industry CA 91744 Tel: 626.336.4511 Fax: 626.330.4266 www.csllighting.com

Eco-Invizilite LED Accessories

Terminal Block with Cover

1¼"l x ⅞"w x 1⅜"h

- 30A terminal block with hinged lid
- 10 AWG max.
- Clear, high-grade polycarbonate




- | | | |
|--------------------------|------------------|------------------------------------|
| <input type="checkbox"/> | INVPW1 | Terminal Block with Cover |
| <input type="checkbox"/> | INVPW1-10 | Terminal Block with Cover, 10-pack |

End-Feed Wiring Compartment

4"l x 2½"w x 1¾"h

- Joins connection from transformer to Eco-Invizilite cable within box at start of run
- 16-gauge galvanized steel
- Meets UL2108 UL Codes

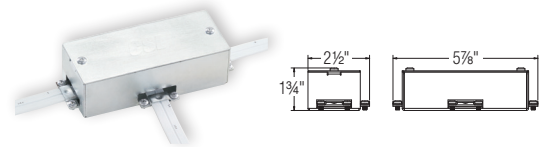


- | | | |
|--------------------------|---------------|-----------------------------|
| <input type="checkbox"/> | INVWC1 | End-Feed Wiring Compartment |
|--------------------------|---------------|-----------------------------|

Metal Three-Way Wiring Compartment

5⅞"l x 2½"w x 1¾"h

- Multi-use wiring compartment for start of run, or for "L" or "T" connection within run
- 16-gauge galvanized steel
- Meets UL2108 UL Codes

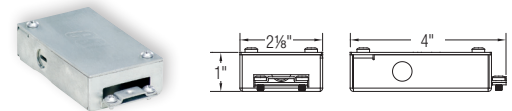


- | | | |
|--------------------------|---------------|------------------------------------|
| <input type="checkbox"/> | INVWC2 | Metal Three-Way Wiring Compartment |
|--------------------------|---------------|------------------------------------|

Low-Profile Wiring Compartment

4"l x 2½"w x 1"h

- Joins connection from transformer to Eco-Invizilite cable within box at start of run
- 16-gauge galvanized steel
- Low-profile, 1" high
- Meets UL2108 UL Codes

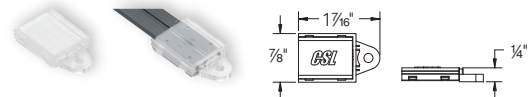


- | | | |
|--------------------------|---------------|--------------------------------|
| <input type="checkbox"/> | INVWC3 | Low-Profile Wiring Compartment |
|--------------------------|---------------|--------------------------------|

Dead End Cap

1⅞"l x ⅞"w x ¼"h

- Dead end termination
- Snaps over end of cable without tools
- Double-sided tape and mounting ear with screw included for installation
- Clear, high-grade polycarbonate

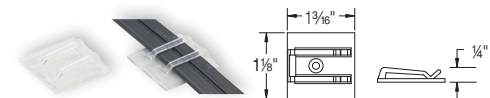


- | | | |
|--------------------------|------------------|-----------------------|
| <input type="checkbox"/> | INVDE1 | Dead End Cap |
| <input type="checkbox"/> | INVDE1-10 | Dead End Cap, 10-pack |

Cable Clip

1⅞"l x 1⅞"w x ¼"h

- Secures cable to surface between sockets set far apart
- Installs with pre-attached, double-sided tape, or screws down through pre-drilled screw hole
- Clear, high-grade polycarbonate



- | | | |
|--------------------------|------------------|----------------------|
| <input type="checkbox"/> | INVCL-10 | Cable Clip, 10-pack |
| <input type="checkbox"/> | INVCL-100 | Cable Clip, 100-pack |



A Division of Troy-CSL Lighting, Inc.

14508 Nelson Avenue City of Industry CA 91744 Tel: 626.336.4511 Fax: 626.330.4266 www.csllighting.com

Eco-Invizilite LED Power Supplies

Magnetic Transformers



Multi-tap with primary and secondary internal circuit protection

<input type="checkbox"/>	T-119	150W	24V	E.I. laminated magnetic transformer	5 ⁵ / ₈ " x 2 ⁷ / ₈ " x 3"	7 lbs
<input type="checkbox"/>	T-121	300W	24V	E.I. laminated magnetic transformer	6 ³ / ₈ " x 3 ¹ / ₂ " x 3"	10 lbs
<input type="checkbox"/>	T-123	600W	24V	E.I. laminated magnetic transformer	6 ³ / ₄ " x 4 ³ / ₄ " x 4 ³ / ₈ "	15 lbs
<input type="checkbox"/>	T-125	300W	24V	Toroidal magnetic transformer	9" x 6" x 3 ¹ / ₄ "	17 lbs
<input type="checkbox"/>	T-127	600W	24V	Toroidal magnetic transformer	9" x 6" x 3 ¹ / ₄ "	24 lbs



A Division of Troy-CSL Lighting, Inc.

14508 Nelson Avenue City of Industry CA 91744 Tel: 626.336.4511 Fax: 626.330.4266 www.csllighting.com

INVLED_V1.0