

CRYST RAMA



1958

95 Cantiague Rock Road, Westbury NY 11590

ph: 516.931.9090 fax: 516.931.1254

info@crystorama.com www.crystorama.com

MODEL#: 5160

ASSEMBLY AND DRESSING INSTRUCTIONS


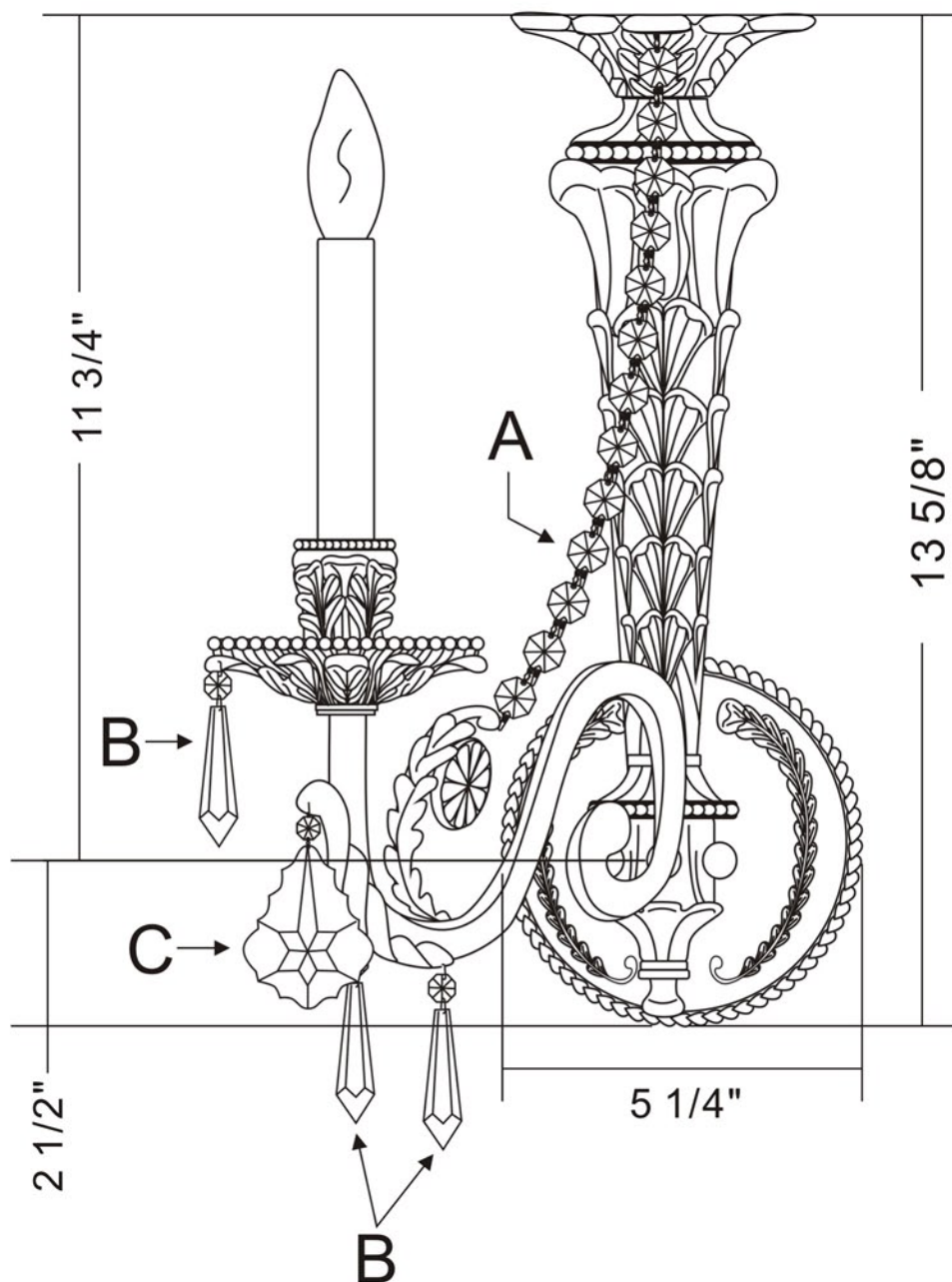


WARNING:


Electrical Danger


Turn Power Off

All electrical components must be installed by a licensed electrician in accordance with the National Electric Code and the appropriate local electrical codes.



A = 
(14mm * 13pcs) * 1set

B =  (14mm + 38mm) * 10sets

C =  (14mm + 76mm) * 1set