

# CRYST RAMA



1958

95 Cantiague Rock Road, Westbury NY 11590

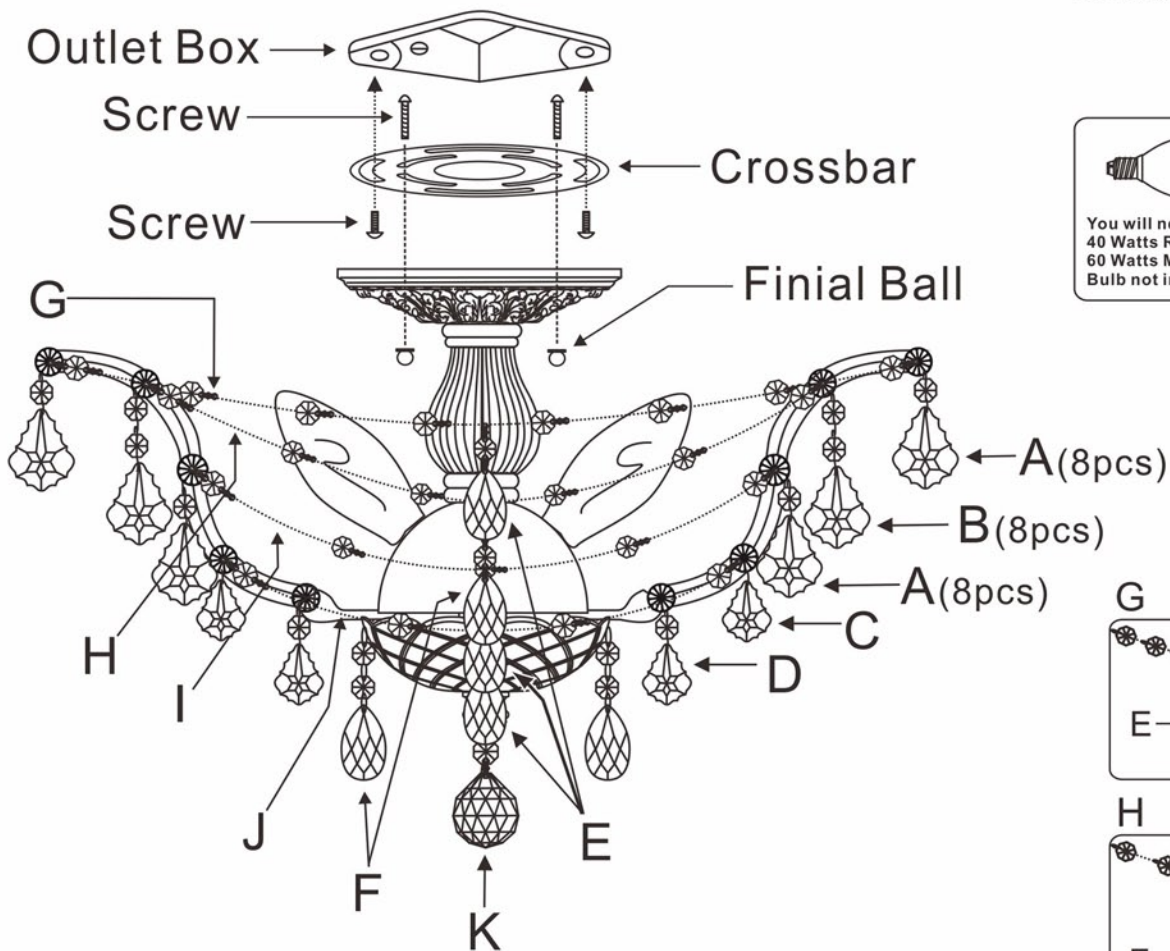
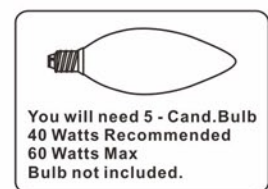
ph:516.931.9090 fax: 516. 931.1254

info@crystorama.com www.crystorama.com

## MODEL#:4437-GT-MWP ASSEMBLY AND DRESSING INSTRUCTIONS




All electrical components must be installed by a licensed electrician in accordance with the National Electric Code and the appropriate local electrical codes.



A=   
(14mm+AS20-2.5")\* 16sets

B=   
(14mm\*2+AS20-2.5")\* 8sets

C=   
(AS20-2")\* 8sets


D=   
(14mm+AS20-2")\* 8sets

E=   
(14mm+AS9-2")\* 24sets

F=   
(14mm\*2+AS9-2")\* 16sets

G=   
(14mm\*8)\* 8sets

H=   
(14mm\*6)\* 8sets

I=   
L 3 holes  
(14mm with 2 holes x 4 +  
14mm with 3 holes x 1)\* 8sets

J=   
(14mm\*4)\* 8sets

K=   
(14mm+AS8-40mm Ball)\* 1pc

