


CRYST RAMA



1958

95 Cantiague Rock Road, Westbury NY 11590
 ph:516.931.9090 fax: 516. 931.1254
 info@crystorama.com www.crystorama.com

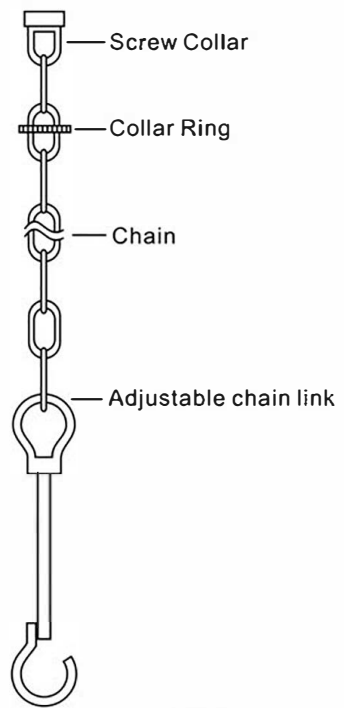
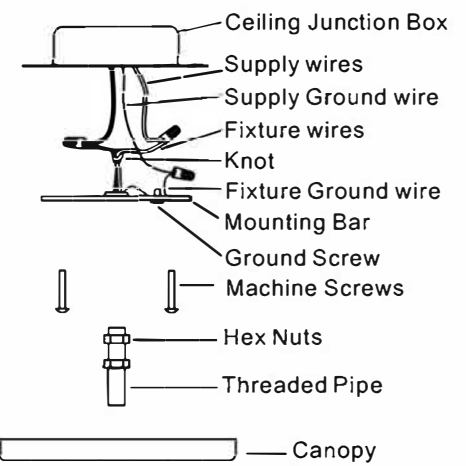
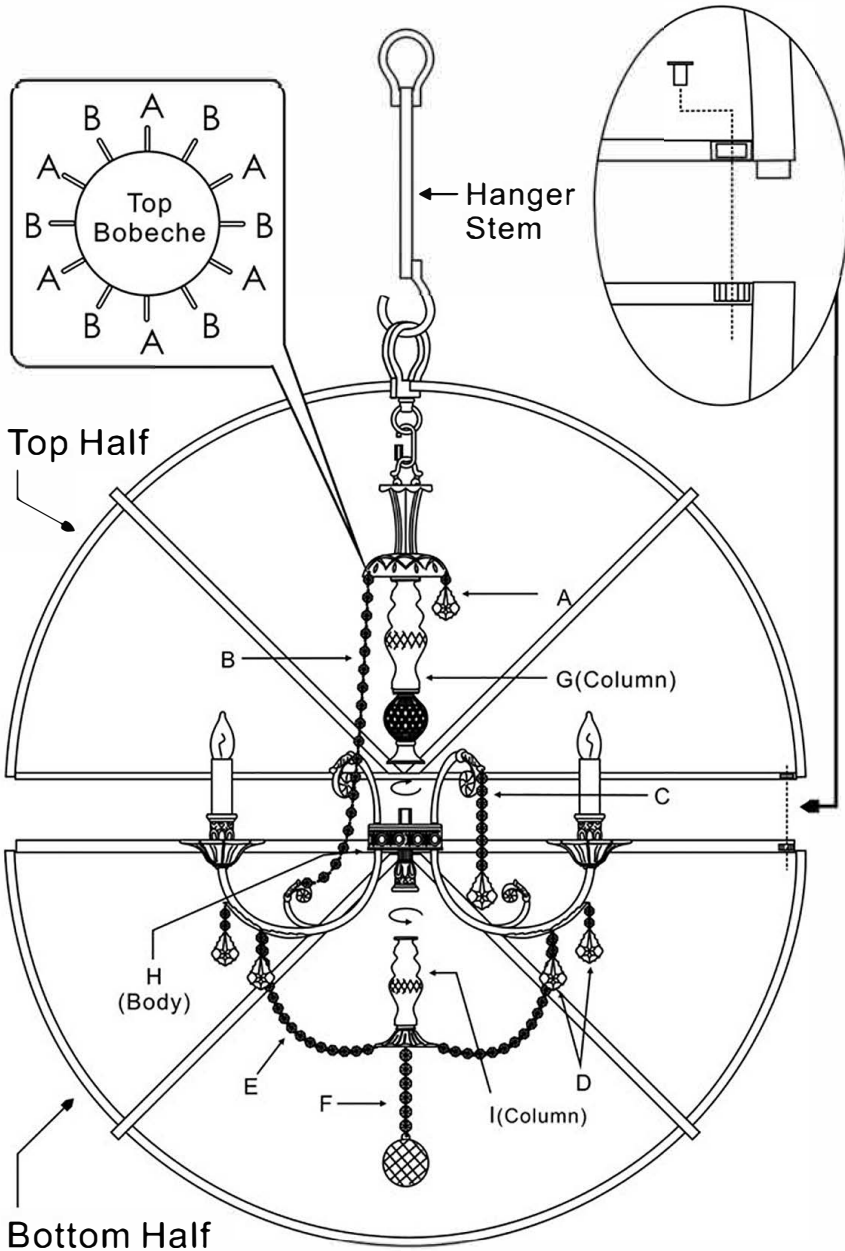
MODEL#:9219 ASSEMBLY AND DRESSING INSTRUCTIONS



All electrical components must be installed by a licensed electrician in accordance with the National Electric Code and the appropriate local electrical codes.



NOTICE:
 Please make sure the sticker on the top half lined up with the one on the bottom half when put together two halves.



- A= (20/62-2.5"+1 Jewel)*6pcs (Alternating A & B)
- B= (19 Jewels Strand)*6pcs (Alternating A & B)
- C= (20/75-3" + 8 Jewels)*6pcs
- D= (20/75-3" + 2 Jewels)*12pcs
- E= (16 Jewels Strand)*6pcs
- F= (1x40mm Ball + 6 Jewels)*1pc

