




# Copper Creek Hardware ANSI Grade-3 Contemporary Lever Specifications




Remi (RL)



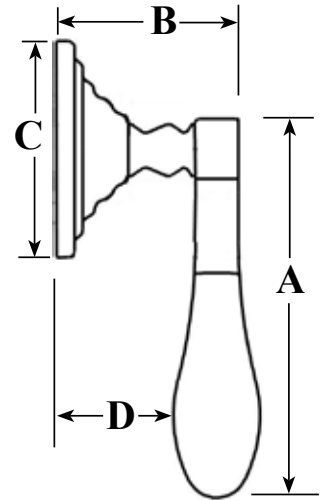
Verona (VL)



Remi (RL)  
RND



Modern (ML)



Available UL  
LISTED



Meets ADA  
Regulations

	A	B	C	D
RL (SQ)	4-7/8"	2"	2-5/8"	1-3/4"
RL (RND)	4-7/8"	2"	2-5/8"	1-3/4"
VL	4-1/4"	2-1/4"	2-5/8"	1-5/8"
ML	4-1/4"	2-1/4"	2-5/8"	1-3/4"

In Stock Finish				Case Qty
STYLE	SS	TB	PS	Units
RL (SQ or RND)	x	x	x	18
VL	x	x	x	
ML	x	x	x	

Lever Specifications & Options	
ANSI / BHMA	Exceeds ANSI Grade-3 - 200,000 cycles
Rose Diameter	2-5/8" with concealed screws
Cylinder	KW1 5 pin std, "C" optional.
Keying	As specified: Available Master keyed, Builder keyed, KD, KA.
Latch	Adjustable backset, 1" round corner narrow faceplate std. Square corner or drive-in adjustable latch optional.
Strike	PT-LS06: 2-3/4" full lip round corner strike std.
Door Prep	Edge bore 1", latch mortise 1"x 2-1/4", cross bore 2-1/8", backset standard 2-3/8", optional 2-3/4".
Door Thickness	Min 1-3/8", Max 1-3/4".
Handing	Non-handed
UL Labeled	Available 20-minute U.L. Labeled.
Warranty	Lifetime mechanical, 5 year finish.

Function	Operation
2220 Passage	Passage: Both levers always free turning. No locking operation.
2231 Privacy	Inside push button locks or unlocks both levers. Rotating inside lever unlocks allowing for emergency egress.
2240 (Remi only) Keyed Entry	Outside key or inside turn-button locks both levers.
2290 1/2 Dummy	1/2 Dummy - Used as pull or decorative trim only.