



Italian Style Range Hood



## **B** Introduction rief

In the 21st century, CAVALIERE-EURO is consciously striving to produce kitchen and bath implements in an intelligent manner that is eco-friendly, innovative, user friendly with our customer's good health and modern lifestyle playing a prominent role in our overall business model. We aim to make smarter and more stylish products that will feature both high quality construction plus value for your hard earned money while contributing to the beauty of your home and providing a comfortable environment using the latest technologies in the industry. CAVALIERE-EURO adheres to its key business principles concentrating on innovative products, devotion to customer service and overall professionalism. CAVALIERE-EURO is a specialist in complete kitchens and baths with superior components incorporating the latest technologies making us a leader in the industry.

CAVALIERE-EURO focuses on the design and development of every product we produce while utilizing our own special understanding of the kitchen and bath environment, ergonomics, aesthetics and integration within your home or workplace. Meanwhile with its technological strengths and marketing know-how CAVALIERE-EURO leads the range hood and steam shower industry meeting the needs and demands of the largest domestic market in the world while becoming a modern business competitor in the international marketplace through high quality products that feature refined workmanship.

*...a great design, outstanding character and streamline profile give you noble mind.*



# CAVALIERE-EURO



CAVALIERE-EURO Island-Mounted Stainless Steel Range Hood



Features & Specifications

Model: SV218B2-I30/I36

At a Glance (All Included in this package):

- Mounting version - **Island Mounted**
- 900 CFM centrifugal blower
- Dual six-speed electronic, touch sensitive control panel w/ LED display (both side accessible, EZreach design)
- Delayed power auto shut off (programmable 1-15 minutes)
- 30 hours cleaning reminder
- Four dimmable 35w halogen lights (MR-16 type light bulbs)
- 5 layers micro-cell washable grease aluminum filters(dishwasher-friendly)
- Heavy duty 19 gauge (1mm) 304 (18/8) stainless steel (brushed finish)
- Telescopic decorative chimney of variable dimension
- 6" round duct vent exhaust
- Venting Mode: Duct & Ductless (required optional re-circulating kit)

Specifications:

Body	Stainless Steel
Power Rating	110V / 60Hz (USA & Canada standard)
General Input	358 W (218W + 4x35W)
Motor Input Power	218 W
Motor Revolution	600 RPM (±10%) to 1800 RPM (±10%)
Levels Of Speed	6 Levels
Maximum Airflow	900 CFM
Air Pressure	320 pa
Noise Level (dB / sone)	Approximately 25 / 0.4 to 56 / 7.0 (Lowest to highest Speed)
Motor Type	Dual Chamber Ultra Quiet
Fan Type	Dual Centrifugal / Sirocco
Control Type	Dual Electronic Control Panels with LED Display
Illumination	35W Dimmable
Venting Size	6 inch Round
Interference Protection	Radio Frequency Interference Protected



CAVALIERE-EURO Wall-Mounted Stainless Steel Range Hood



Features & Specifications

Model: SV218B2-30/36

At a Glance (All Included in this package):

- Mounting version - **Wall Mounted**
- 900 CFM centrifugal blower
- Six-speed electronic, touch sensitive control panel w/ LED display
- Delayed power auto shut off (programmable 1-15 minutes)
- 30 hours cleaning reminder
- Two dimmable 35w halogen lights (MR-16 type light bulbs)
- 5 layers micro-cell washable grease aluminum filters(dishwasher-friendly)
- Heavy duty 19 gauge (1mm) 304 (18/8) stainless steel (brushed finish)
- Telescopic decorative chimney of variable dimension
- 6" round duct vent exhaust
- Venting Mode: Duct & Ductless (required optional re-circulating kit)

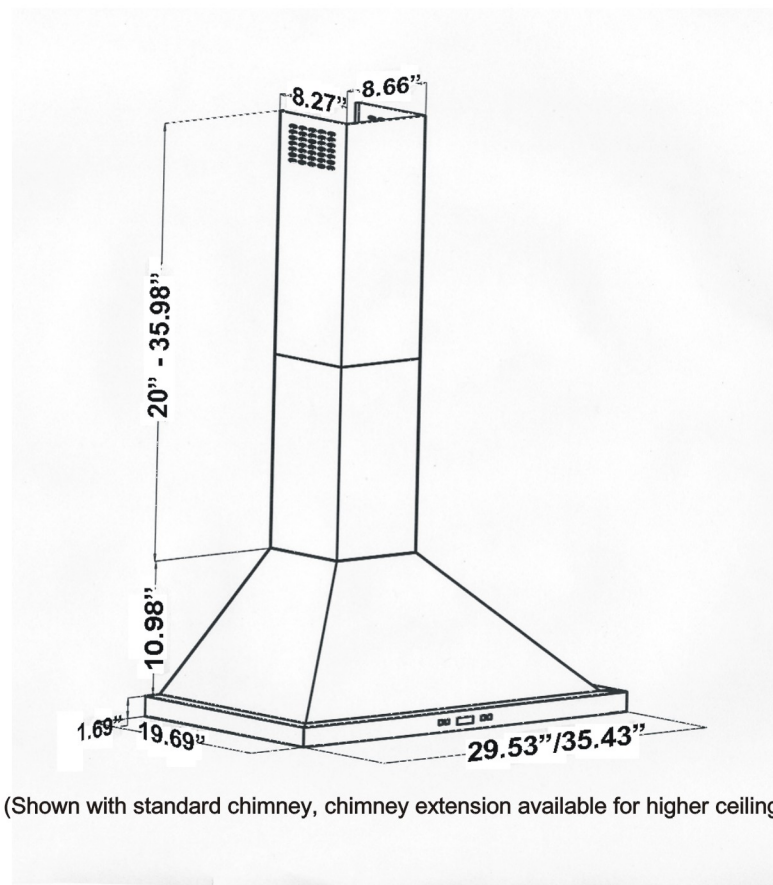
Specifications:

Body	Stainless Steel
Power Rating	110V / 60Hz (USA & Canada standard)
General Input	288 W (218W + 2x35W)
Motor Input Power	218 W
Motor Revolution	600 RPM (±10%) to 1800 RPM (±10%)
Levels Of Speed	6 Levels
Maximum Airflow	900 CFM
Air Pressure	320 pa
Noise Level (dB / sone)	Approximately 25 / 0.4 to 56 / 7.0 (Lowest to highest Speed)
Motor Type	Dual Chamber Ultra Quiet
Fan Type	Dual Centrifugal / Sirocco
Control Type	Dual Electronic Control Panels with LED Display
Illumination	35W Dimmable
Venting Size	6 inch Round
Interference Protection	Radio Frequency Interference Protected



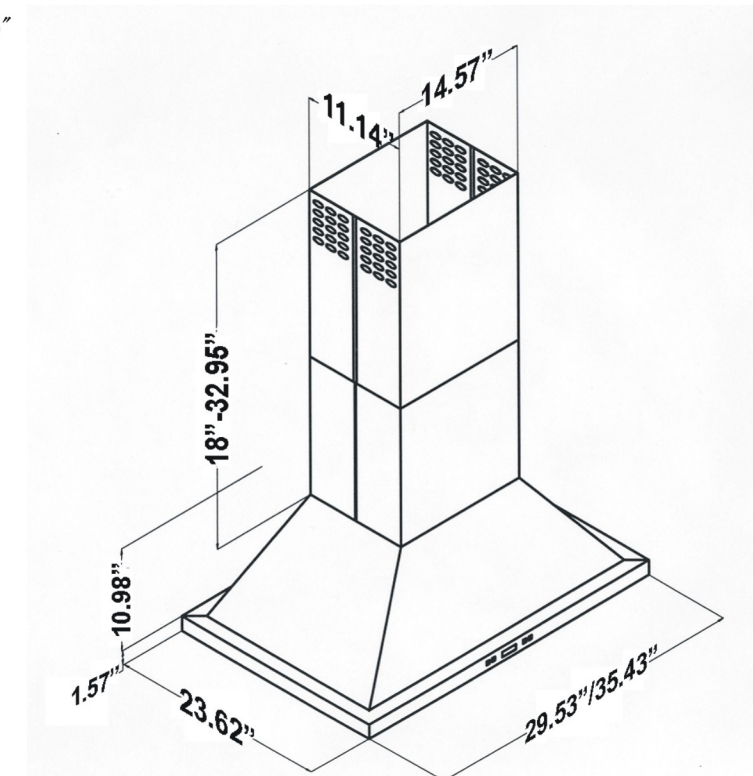


Dimensions:  
- size available in 30" & 36"



(Shown with standard chimney, chimney extension available for higher ceiling)

Dimensions:  
- size available in 30" & 36"



(Shown with standard chimney, chimney extension available for higher ceiling)

CAVALIERE-EURO Island-Mounted Stainless Steel Glass Range Hood



Features & Specifications

Model: SV218D- I24/I30/I36

At a Glance (All Included in this package):

- Mounting version - **Island Mounted**
- 900 CFM centrifugal blower
- Dual six-speed electronic, touch sensitive control panel w/ LED display (both side accessible, EZreach design)
- Delayed power auto shut off (programmable 1-15 minutes)
- 30 hours cleaning reminder
- Four dimmable 35w halogen lights (MR-16 type light bulbs)
- 5 layers micro-cell washable grease aluminum filters(dishwasher-friendly)
- Heavy duty 19 gauge (1mm) 304 (18/8) stainless steel (brushed finish)
- Telescopic decorative chimney of variable dimension
- 6" round duct vent exhaust
- Tempered Glass Canopy
- Venting Mode: Duct & Ductless (required optional re-circulating kit)

Specifications:

Body	Stainless Steel / Tempered Glass
Power Rating	110V / 60Hz (USA & Canada standard)
General Input	358 W (218W + 4x35W)
Motor Input Power	218 W
Motor Revolution	600 RPM (±10%) to 1800 RPM (±10%)
Levels Of Speed	6 Levels
Maximum Airflow	900 CFM
Air Pressure	320 pa
Noise Level (dB / sone)	Approximately 25 / 0.4 to 56 / 7.0 (Lowest to highest Speed)
Motor Type	Dual Chamber Ultra Quiet
Fan Type	Dual Centrifugal / Sirocco
Control Type	Dual Electronic Control Panels with LED Display
Illumination	35W Dimmable
Venting Size	6 inch Round
Interference Protection	Radio Frequency Interference Protected



CAVALIERE-EURO Wall-Mounted Stainless Steel Glass Range Hood



Features & Specifications

Model: SV218D-30/36

At a Glance (All Included in this package):

- Mounting version - **Wall Mounted**
- 900 CFM centrifugal blower
- Six-speed electronic, touch sensitive control panel w/ LED display
- Delayed power auto shut off (programmable 1-15 minutes)
- 30 hours cleaning reminder
- Two dimmable 35w halogen lights (MR-16 type light bulbs)
- 5 layers micro-cell washable grease aluminum filters(dishwasher-friendly)
- Heavy duty 19 gauge (1mm) 304 (18/8) stainless steel (brushed finish)
- Telescopic decorative chimney of variable dimension
- 6" round duct vent exhaust
- Tempered Glass Canopy
- Venting Mode: Duct & Ductless (required optional re-circulating kit)

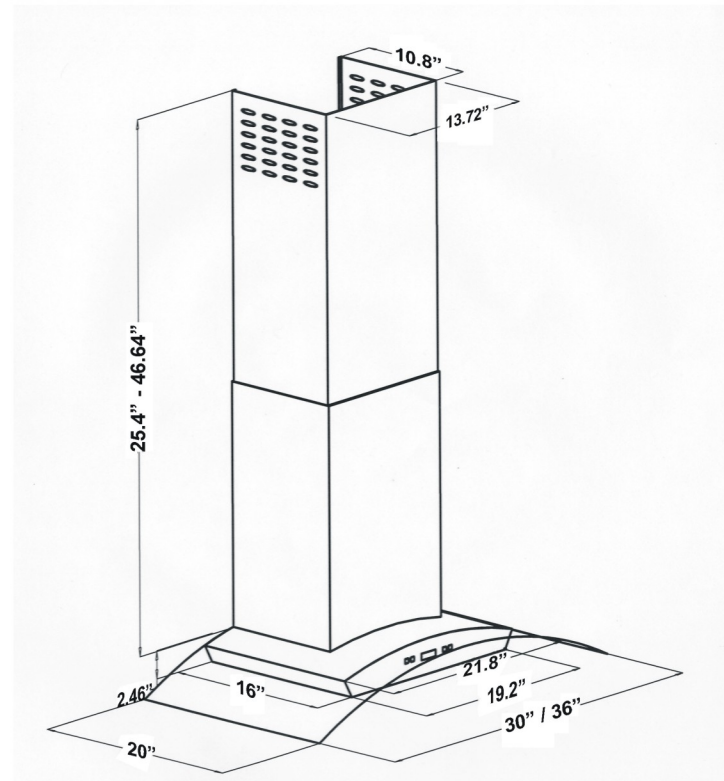
Specifications:

Body	Stainless Steel / Tempered Glass
Power Rating	110V / 60Hz (USA & Canada standard)
General Input	288 W (218W + 2x35W)
Motor Input Power	218 W
Motor Revolution	600 RPM (±10%) to 1800 RPM (±10%)
Levels Of Speed	6 Levels
Maximum Airflow	900 CFM
Air Pressure	320 pa
Noise Level (dB / sone)	Approximately 25 / 0.4 to 56 / 7.0 (Lowest to highest Speed)
Motor Type	Dual Chamber Ultra Quiet
Fan Type	Dual Centrifugal / Sirocco
Control Type	Dual Electronic Control Panels with LED Display
Illumination	35W Dimmable
Venting Size	6 inch Round
Interference Protection	Radio Frequency Interference Protected



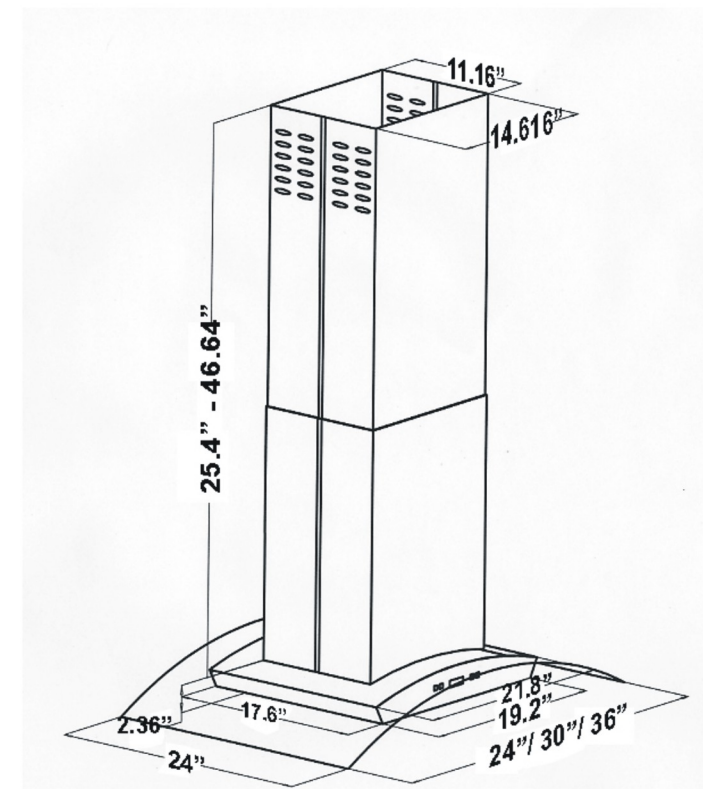


**Dimensions:**  
- size available in 30" & 36"



(Shown with standard chimney, chimney extension available for higher ceiling)

**Dimensions:**  
- size available in 24", 30" & 36"



(Shown with standard chimney, chimney extension available for higher ceiling)

CAVALIERE-EURO Wall-Mounted Stainless Steel Range Hood



Features & Specifications

Model: SV218F-36

At a Glance (All Included in this package):

- Mounting version - Wall Mounted
- 900 CFM centrifugal blower
- Six-speed electronic, touch sensitive control panel w/ LED display
- Delayed power auto shut off (programmable 1-15 minutes)
- 30 hours cleaning reminder
- Two dimmable 35w halogen lights (MR-16 type light bulbs)
- 5 layers micro-cell washable grease aluminum filters(dishwasher-friendly)
- Heavy duty 19 gauge (1mm) 304 (18/8) stainless steel (brushed finish)
- Telescopic decorative chimney of variable dimension
- 6" round duct vent exhaust
- Venting Mode: Duct & Ductless (required optional re-circulating kit)

Specifications:

Body	Stainless Steel
Power Rating	110V / 60Hz (USA & Canada standard)
General Input	288 W (218W + 2x35W)
Motor Input Power	218 W
Motor Revolution	600 RPM (±10%) to 1800 RPM (±10%)
Levels Of Speed	6 Levels
Maximum Airflow	900 CFM
Air Pressure	320 pa
Noise Level (dB / sone)	Approximately 25 / 0.4 to 56 / 7.0 (Lowest to highest Speed)
Motor Type	Dual Chamber Ultra Quiet
Fan Type	Dual Centrifugal / Sirocco
Control Type	Dual Electronic Control Panels with LED Display
Illumination	35W Dimmable
Venting Size	6 inch Round
Interference Protection	Radio Frequency Interference Protected



CAVALIERE-EURO Wall-Mounted Stainless Steel Range Hood



Features & Specifications

Model: SV218L2-30/36

At a Glance (All Included in this package):

- Mounting version - Wall Mounted
- 900 CFM centrifugal blower
- Six-speed electronic, touch sensitive control panel w/ LED display
- Delayed power auto shut off (programmable 1-15 minutes)
- 30 hours cleaning reminder
- Two dimmable 35w halogen lights (MR-16 type light bulbs)
- 5 layers micro-cell washable grease aluminum filters(dishwasher-friendly)
- Heavy duty 19 gauge (1mm) 304 (18/8) stainless steel (brushed finish)
- Telescopic decorative chimney of variable dimension
- 6" round duct vent exhaust
- Venting Mode: Duct & Ductless (required optional re-circulating kit)

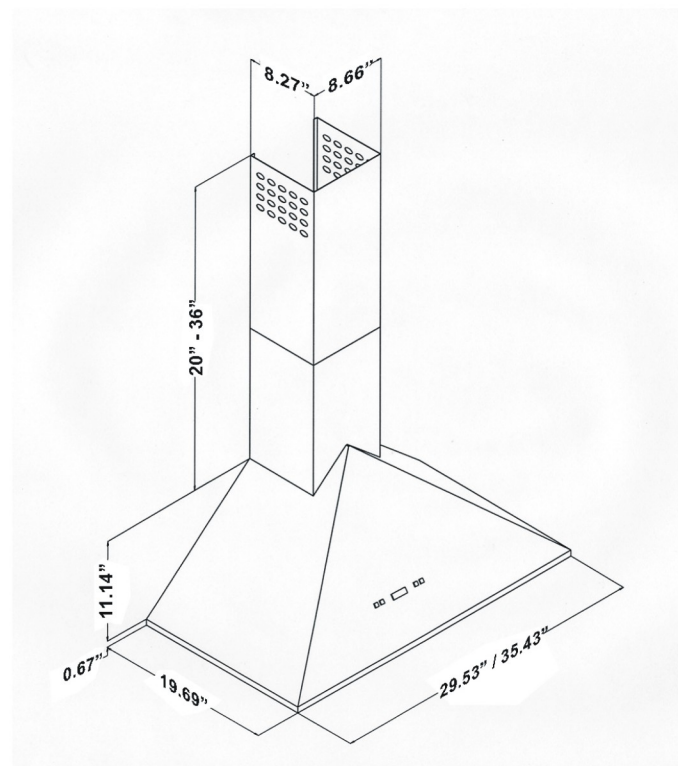
Specifications:

Body	Stainless Steel
Power Rating	110V / 60Hz (USA & Canada standard)
General Input	288 W (218W + 2x35W)
Motor Input Power	218 W
Motor Revolution	600 RPM (±10%) to 1800 RPM (±10%)
Levels Of Speed	6 Levels
Maximum Airflow	900 CFM
Air Pressure	320 pa
Noise Level (dB / sone)	Approximately 25 / 0.4 to 56 / 7.0 (Lowest to highest Speed)
Motor Type	Dual Chamber Ultra Quiet
Fan Type	Dual Centrifugal / Sirocco
Control Type	Dual Electronic Control Panels with LED Display
Illumination	35W Dimmable
Venting Size	6 inch Round
Interference Protection	Radio Frequency Interference Protected



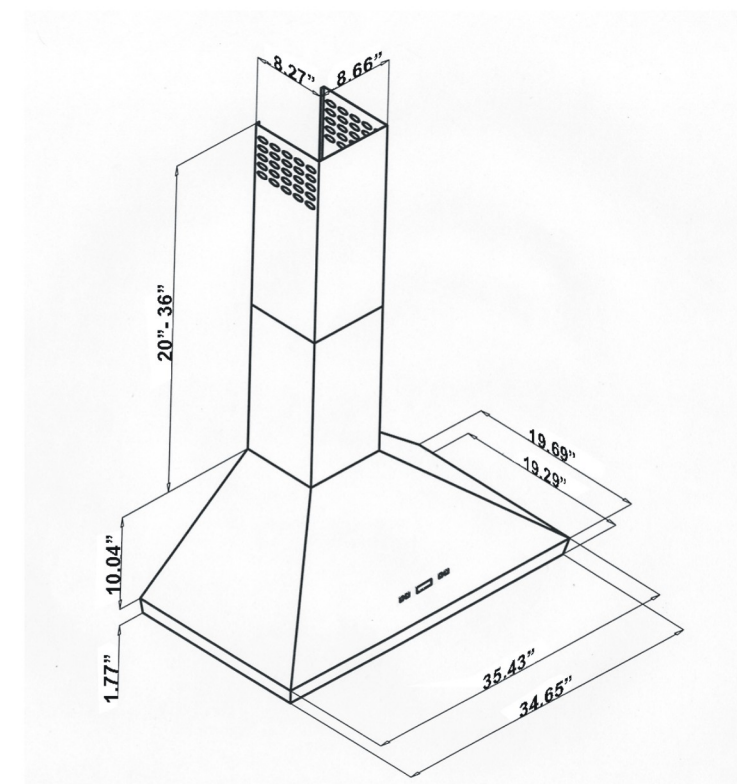


**Dimensions:**  
- size available in 30" & 36"



(Shown with standard chimney, chimney extension available for higher ceiling)

**Dimensions:**  
- size available in 36"



(Shown with standard chimney, chimney extension available for higher ceiling)



CAVALIERE-EURO Wall-Mounted Stainless Steel Range Hood



Features & Specifications

Model: SV218T-36/42

At a Glance (All Included in this package):

- Mounting version - Wall Mounted
- 900 CFM centrifugal blower
- Six-speed electronic, touch sensitive control panel w/ LED display
- Delayed power auto shut off (programmable 1-15 minutes)
- 30 hours cleaning reminder
- Two dimmable 35w halogen lights (MR-16 type light bulbs)
- Stainless steel baffle filters
- Heavy duty 19 gauge (1mm) 304 (18/8) stainless steel (brushed finish)
- Telescopic decorative chimney of variable dimension
- 6" round duct vent exhaust
- Venting Mode: Duct & Ductless (required optional re-circulating kit)

Specifications:

Body	Stainless Steel
Power Rating	110V / 60Hz (USA & Canada standard)
General Input	288 W (218W + 2x35W)
Motor Input Power	218 W
Motor Revolution	600 RPM (±10%) to 1800 RPM (±10%)
Levels Of Speed	6 Levels
Maximum Airflow	900 CFM
Air Pressure	320 pa
Noise Level (dB / sone)	Approximately 25 / 0.4 to 56 / 7.0 (Lowest to highest Speed)
Motor Type	Dual Chamber Ultra Quiet
Fan Type	Dual Centrifugal / Sirocco
Control Type	Dual Electronic Control Panels with LED Display
Illumination	35W Dimmable
Venting Size	6 inch Round
Interference Protection	Radio Frequency Interference Protected



CAVALIERE-EURO Wall-Mounted Stainless Steel Glass Range Hood



Features & Specifications

Model: SV218Z-30/36/42

At a Glance (All Included in this package):

- Mounting version - Wall Mounted
- 900 CFM centrifugal blower
- Six-speed electronic, touch sensitive control panel w/ LED display
- Delayed power auto shut off (programmable 1-15 minutes)
- 30 hours cleaning reminder
- Two dimmable 35w halogen lights (MR-16 type light bulbs)
- 5 layers micro-cell washable grease aluminum filters(dishwasher-friendly)
- Heavy duty 19 gauge (1mm) 304 (18/8) stainless steel (brushed finish)
- Telescopic decorative chimney of variable dimension
- 6" round duct vent exhaust
- Venting Mode: Duct & Ductless (required optional re-circulating kit)

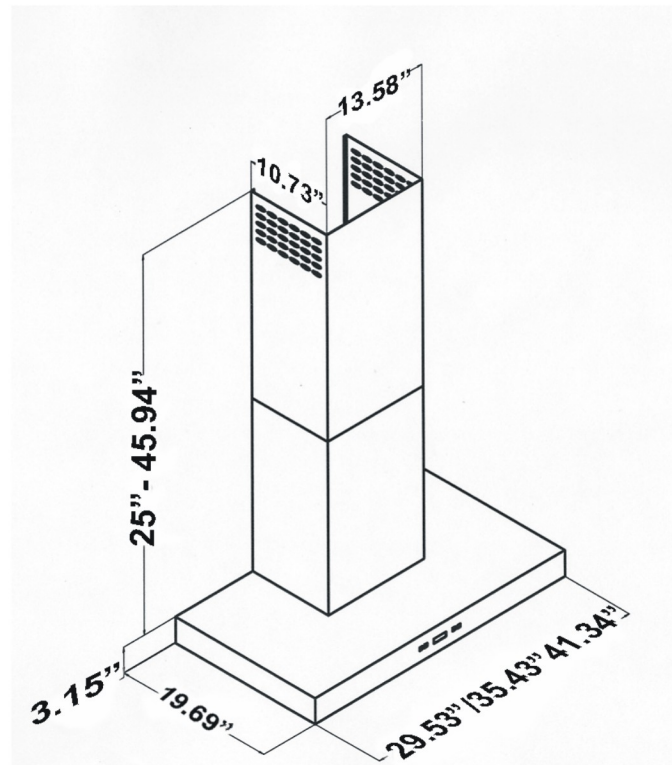
Specifications:

Body	Stainless Steel
Power Rating	110V / 60Hz (USA & Canada standard)
General Input	288 W (218W + 2x35W)
Motor Input Power	218 W
Motor Revolution	600 RPM (±10%) to 1800 RPM (±10%)
Levels Of Speed	6 Levels
Maximum Airflow	900 CFM
Air Pressure	320 pa
Noise Level (dB / sone)	Approximately 25 / 0.4 to 56 / 7.0 (Lowest to highest Speed)
Motor Type	Dual Chamber Ultra Quiet
Fan Type	Dual Centrifugal / Sirocco
Control Type	Dual Electronic Control Panels with LED Display
Illumination	35W Dimmable
Venting Size	6 inch Round
Interference Protection	Radio Frequency Interference Protected



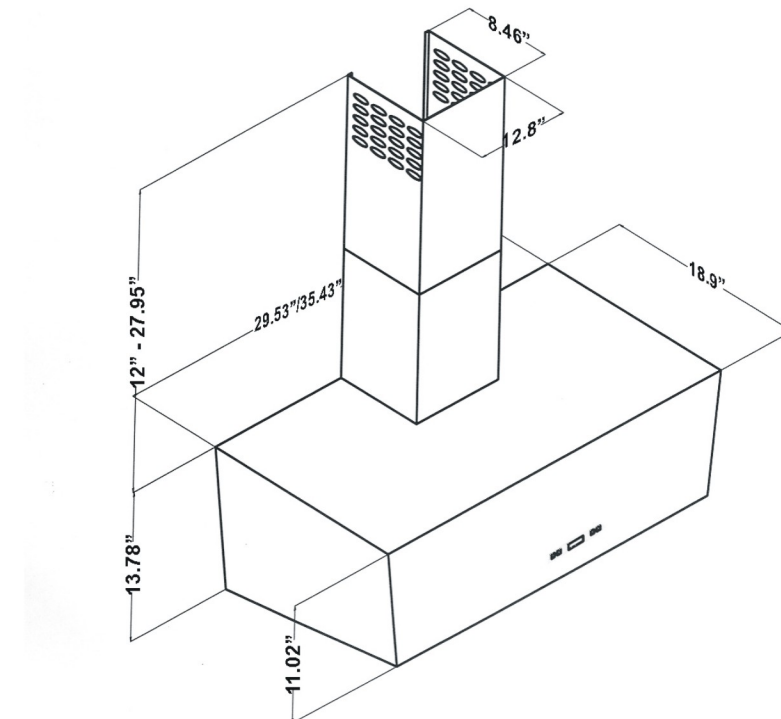


**Dimensions:**  
- size available in 30", 36" & 42"



(Shown with standard chimney, chimney extension available for higher ceiling)

**Dimensions:**  
- size available in 30" & 36"



(Shown with standard chimney, chimney extension available for higher ceiling)

CAVALIERE-EURO Island-Mounted Stainless Steel Range Hood



Features & Specifications

Model: SV218Z2-I36/I42/I48

At a Glance (All Included in this package):

- Mounting version - Island Mounted
- 900 CFM centrifugal blower
- Dual six-speed electronic, touch sensitive control panel w/ LED display (both side accessible, EZreach design)
- Delayed power auto shut off (programmable 1-15 minutes)
- 30 hours cleaning reminder
- Four dimmable 35w halogen lights (MR-16 type light bulbs)
- 5 layers micro-cell washable grease aluminum filters(dishwasher-friendly)
- Heavy duty 19 gauge (1mm) 304 (18/8) stainless steel (brushed finish)
- Telescopic decorative chimney of variable dimension
- 6" round duct vent exhaust
- Venting Mode: Duct & Ductless (required optional re-circulating kit)

Specifications:

Body	Stainless Steel
Power Rating	110V / 60Hz (USA & Canada standard)
General Input	358 W (218W + 4x35W)
Motor Input Power	218 W
Motor Revolution	600 RPM (±10%) to 1800 RPM (±10%)
Levels Of Speed	6 Levels
Maximum Airflow	900 CFM
Air Pressure	320 pa
Noise Level (dB / sone)	Approximately 25 / 0.4 to 56 / 7.0 (Lowest to highest Speed)
Motor Type	Dual Chamber Ultra Quiet
Fan Type	Dual Centrifugal / Sirocco
Control Type	Dual Electronic Control Panels with LED Display
Illumination	35W Dimmable
Venting Size	6 inch Round
Interference Protection	Radio Frequency Interference Protected



CAVALIERE-EURO Island-Mounted Stainless Steel Range Hood



Features & Specifications

Model: SV218Z3-I36/I42/I48

At a Glance (All Included in this package):

- Mounting version - Island Mounted
- 900 CFM centrifugal blower
- Dual six-speed electronic, touch sensitive control panel w/ LED display (both side accessible, EZreach design)
- Delayed power auto shut off (programmable 1-15 minutes)
- 30 hours cleaning reminder
- Four dimmable 35w halogen lights (MR-16 type light bulbs)
- 5 layers micro-cell washable grease aluminum filters(dishwasher-friendly)
- Heavy duty 19 gauge (1mm) 304 (18/8) stainless steel (brushed finish)
- Telescopic decorative chimney of variable dimension
- 6" round duct vent exhaust
- Venting Mode: Duct & Ductless (required optional re-circulating kit)

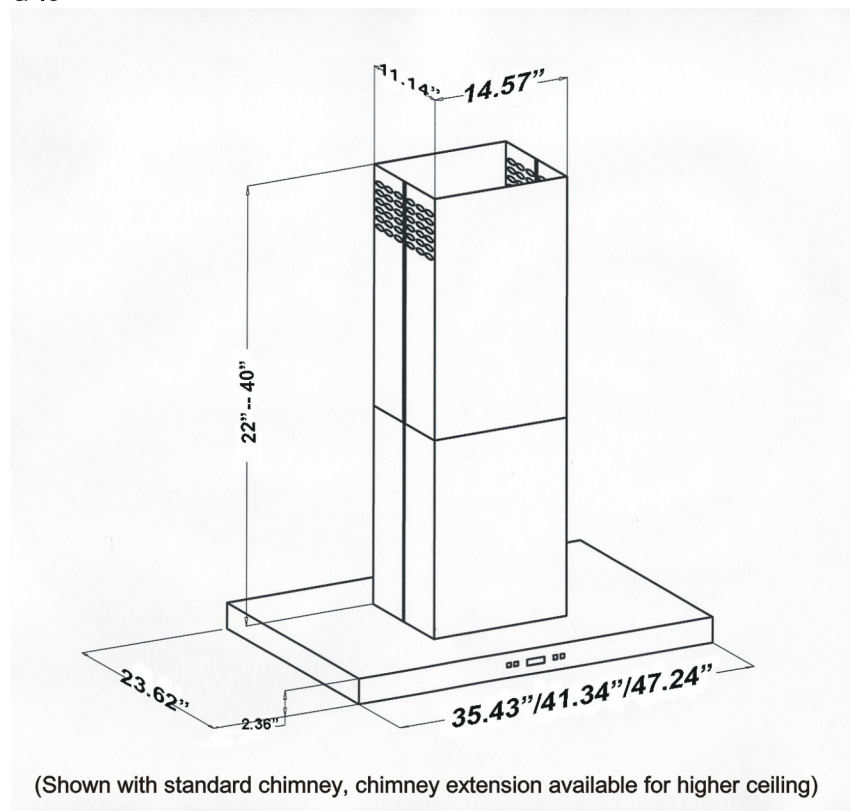
Specifications:

Body	Stainless Steel
Power Rating	110V / 60Hz (USA & Canada standard)
General Input	358 W (218W + 4x35W)
Motor Input Power	218 W
Motor Revolution	600 RPM (±10%) to 1800 RPM (±10%)
Levels Of Speed	6 Levels
Maximum Airflow	900 CFM
Air Pressure	320 pa
Noise Level (dB / sone)	Approximately 25 / 0.4 to 56 / 7.0 (Lowest to highest Speed)
Motor Type	Dual Chamber Ultra Quiet
Fan Type	Dual Centrifugal / Sirocco
Control Type	Dual Electronic Control Panels with LED Display
Illumination	35W Dimmable
Venting Size	6 inch Round
Interference Protection	Radio Frequency Interference Protected





**Dimensions:**  
- size available in 36", 42" & 48"



**Dimensions:**  
- size available in 36", 42" & 48"

