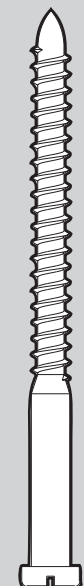

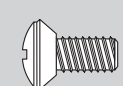

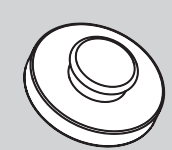

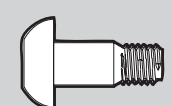

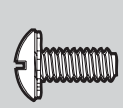
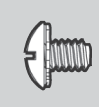

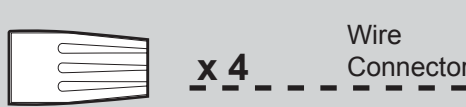
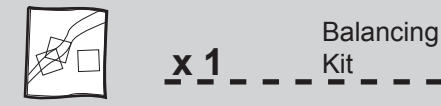
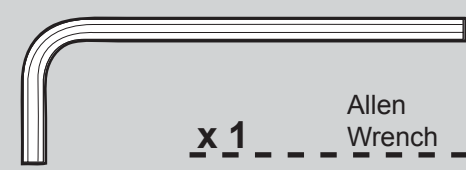


# Hardware

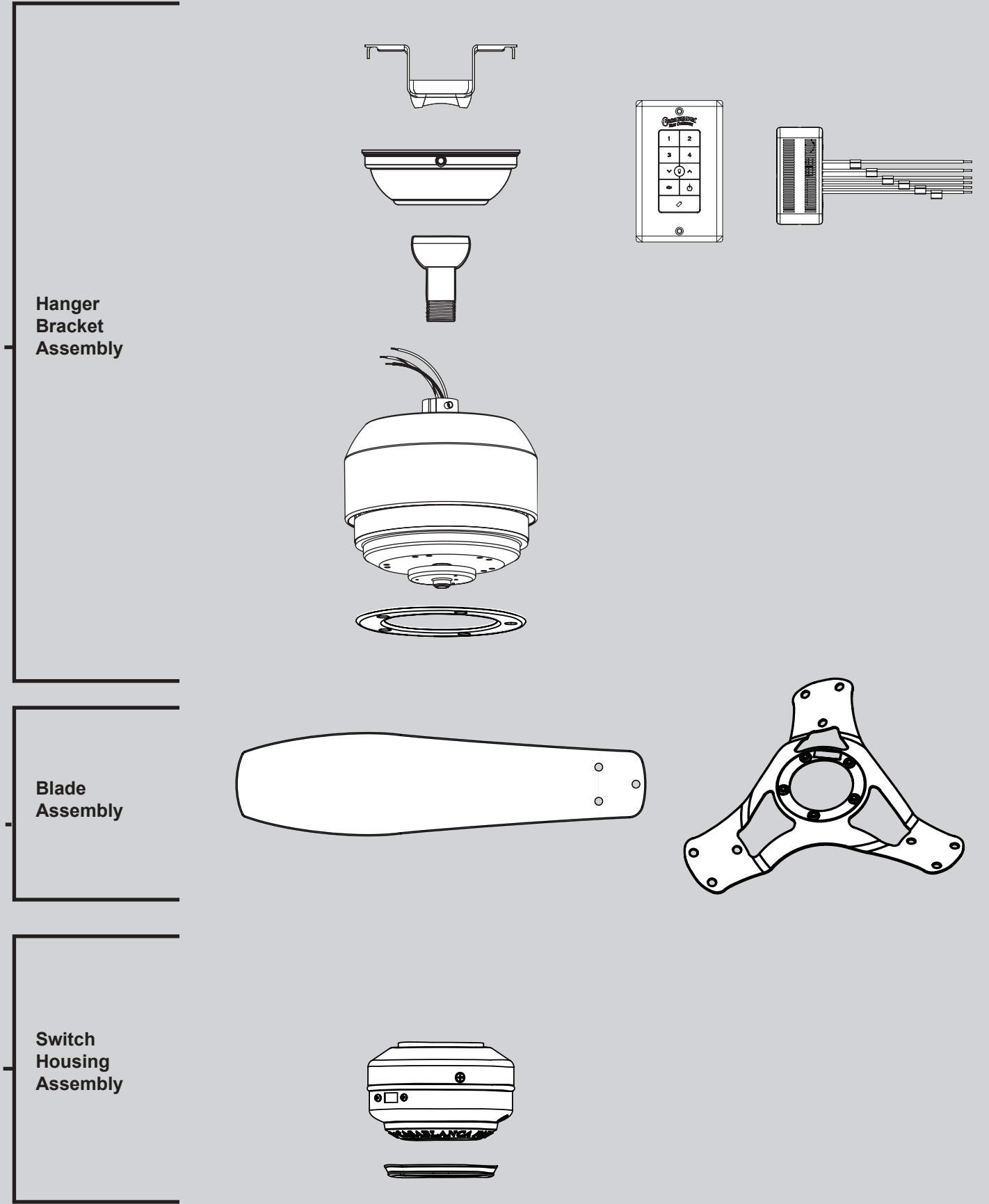
(Drawn to Scale)

-  **x 2** 3" Wood Screw
-  **x 2** Flat Washer
-  **x 2** Canopy Screw
-  **x 1** Setscrew
-  **x 4** Mounting Isolator
-  **x 10** Decorative Screw
-  **x 5** Screw, Blade Iron Armature
-  **x 10** Barrel Nut
-  **x 3** Screw, Machine, 6-32
-  **x 3** Screw, Switch Housing Assembly
-  **x 2** Screw, Switch Housing (optional)




# Fan Parts

(Not Drawn to Scale)




# PARTS GUIDE

*Hunter*



Using this Parts Guide, make sure all parts are included in the box. If parts are missing, DO NOT RETURN




THIS ITEM TO THE STORE, call 888-830-1326 for assistance.

THIS PARTS GUIDE IS FOR REFERENCE ONLY. REFER TO THE INSTALLATION MANUAL FOR FULL ASSEMBLY INSTRUCTIONS.

Parts List	Model #	59005	59006	59007
	Asm. Dwg. #	K0300-01	K0300-02	K0300-03
	Finish	Snow White	Brushed Nickel	Graphite
Item Name	Qty.	Part #	Part #	Part #
Hanging System Kit	1	K0319-01	K0319-01	K0319-01
Ceiling Bracket				
Canopy				
Canopy Screw				
Wood Screw				
Flat Washer				
Mounting Isolator				
Hanger Ball / Downrod Assembly	1	K0071-11	K0071-11	K0071-11
Switch Housing Assembly	1	K0058-03	K0058-03	K0058-03
Cap, Switch Housing	1	K0188-01	K0188-01	K0188-01
Cap, Switch Housing (optional)	1	K0182-02	K0182-02	K0182-02
Reverse Module Assembly	1	K0283-01	K0283-01	K0283-01
Blade Iron Set	1	K0301-01	K0301-01	K0301-01
Allen Wrench	1	64801-01	64801-01	64801-01
Blade Set	1	K0321-03-016	K0321-03-014	K0321-03-017
Decorative Ring	1	K0343-01	K0343-01	K0343-01
Hardware Kit	1	K0300-00-860	K0300-00-861	K0300-00-862
Screw, Blade Iron Armature				
Screw, Decorative				
Nut, Barrel				
Screw, Machine, 6-32				
Setscrew				
Wire Connector				
Screw, Switch Housing Assembly				
Screw, Machine, 6-32				
Screw, Switch Housing Cap (optional)				
Balancing Kit				
Remote Control Receiver	1	K0219-02	K0219-02	K0219-02
Remote Wall Control	1	K0223-01	K0223-01	K0223-01


## Materiales

(no dibujados a escala)



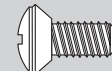
x 2

3" Tornillo de madera



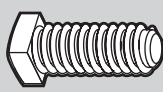
x 2

Arandela plana



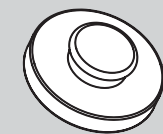
x 2

Tornillo de campana



x 1

Tornillo prisionero



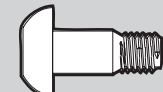
x 4

Aislador de montaje



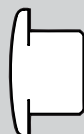
x 10

Tornillo decorativo



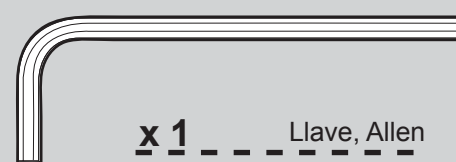
x 5

Tornillo de armadura de soporte de paleta



x 10

Tuerca de manguito



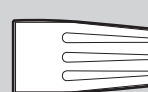
x 1

Llave, Allen



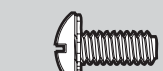
x 1

Kit de equilibrado



x 4

Empalme plástico




x 3

Tornillo, Mecánico, 6-32



x 3

Tornillo, del conjunto de la caja de interruptor



x 2

Tornillo, la caja del interruptor (opcional)

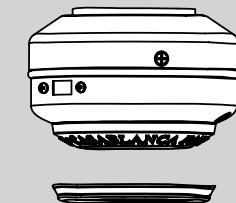
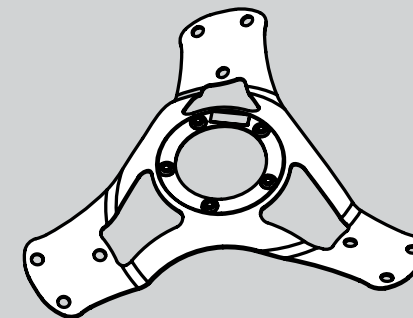
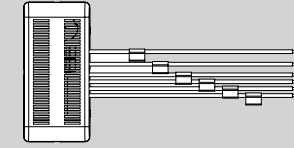
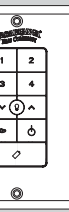
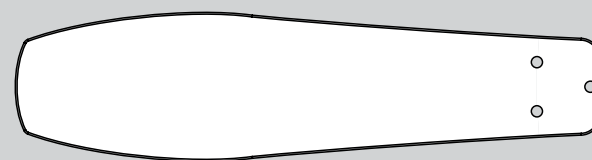
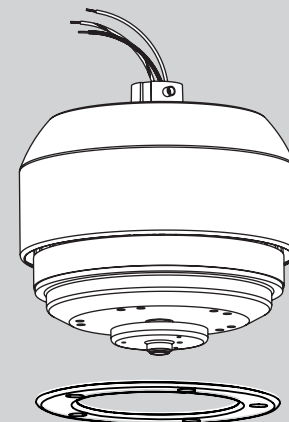
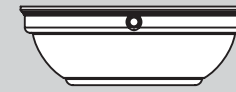
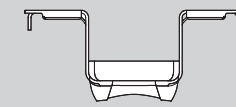
## Piezas del ventilador

(no dibujadas a escala)

Conjunto del soporte de suspensión

de conjunto de paleta

Conjunto del interruptor




# GUÍA DE PIEZAS

## Hunter

ALTO

Consulte esta Guía de partes para asegurarse de que todas las partes estén incluidas en la caja.

Si falta alguna parte, NO DEVUELVA ESTE PRODUCTO A LA TIENDA. Solicite ayuda al 888-830-1326. ESTA GUÍA DE PARTES SOLAMENTE ES REFERENCIAL. CONSULTE LAS INSTRUCCIONES COMPLETAS DE ENSAMBLAJE EN EL MANUAL DE INSTALACIÓN



### Lista de piezas

Nombre del ítem	Cantidad	No. del modelo			
		59005	59006	59007	
		No. del dibujo de ensamblaje	K0300-01	K0300-02	K0300-03
		Acabado	Blanco nieve	Níquel cepillado	Color grafito
<b>Kit del sistema de suspensión</b>	<b>1</b>	<b>K0319-01</b>	<b>K0319-01</b>	<b>K0319-01</b>	
Soporte de techo					
Campana					
Tornillo, de campana					
Tornillo, de madera					
Arandela, plana					
Aislador de montaje					
<b>Bola de suspensión / Conjunto de varilla</b>	<b>1</b>	<b>K0071-11</b>	<b>K0071-11</b>	<b>K0071-11</b>	
<b>Conjunto del interruptor</b>	<b>1</b>	<b>K0058-03</b>	<b>K0058-03</b>	<b>K0058-03</b>	
<b>Tapa, Caja del interruptor</b>	<b>1</b>	<b>K0188-01</b>	<b>K0188-01</b>	<b>K0188-01</b>	
<b>Tapa, Caja del interruptor (opcional)</b>	<b>1</b>	<b>K0182-02</b>	<b>K0182-02</b>	<b>K0182-02</b>	
<b>Conjunto del módulo invertir</b>	<b>1</b>	<b>K0283-01</b>	<b>K0283-01</b>	<b>K0283-01</b>	
<b>Juego de soporte de paletas</b>	<b>1</b>	<b>K0301-01</b>	<b>K0301-01</b>	<b>K0301-01</b>	
<b>Llave, Allen</b>	<b>1</b>	<b>64801-01</b>	<b>64801-01</b>	<b>64801-01</b>	
<b>Juego de paletas</b>	<b>1</b>	<b>K0321-03-016</b>	<b>K0321-03-014</b>	<b>K0321-03-017</b>	
<b>Anillo decorativo</b>	<b>1</b>	<b>K0343-01</b>	<b>K0343-01</b>	<b>K0343-01</b>	
<b>Kit de materiales</b>	<b>1</b>	<b>K0300-00-860</b>	<b>K0300-00-861</b>	<b>K0300-00-862</b>	
Tornillo, de armadura de soporte de paleta					
Tornillo, Decorativo					
Tuerca, manguito de					
Tornillo, mecánico, 6-32					
Tornillo prisionero					
Empalme plástico					
Tornillo, del conjunto de la caja del interruptor					
Tornillo, mecánico, 6-32					
Tornillo, de la caja del interruptor (opcional)					
Kit de equilibrado					
<b>Receptor de control remoto</b>	<b>1</b>	<b>K0219-02</b>	<b>K0219-02</b>	<b>K0219-02</b>	
<b>Transmisor de control remoto</b>	<b>1</b>	<b>K0223-01</b>	<b>K0223-01</b>	<b>K0223-01</b>	