



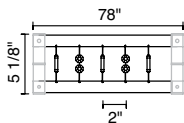
Job Name:

Contact:

Ordering Code:

Fixture Type:

Flight Track System



Flight Track

Description

The Flight Track system allows you to design free flowing light displays that fit any application. Sections can easily be joined together to create longer systems. Flight uses LED or halogen festoon lamps. It is offered in matte chrome. Mounting options allow for semi-flush or suspended track systems. The Flight system is composed of 1/16" x 1" aluminum and may be customized for larger curves or bent with a template to achieve smaller radii. 2' min. radius; consult factory. When creating a spiral the minimum diameter is 4ft and your custom design is most welcome.

Tech Specs : Standard Festoon

- 300VA maximum thru-put
- 12V AC/DC rated
- 47VA, 47W for 39 (max 1.2W lamp)
- 24VA, 24W for 20 (max 1.2W lamp)
- Suitable for dry locations only
- Dimmable

Tech Specs : LED Festoon

- 12VA maximum thru-put
- 12VAC rated (Bruck Electronic Transformer recommended - P70468-12v)
- 1.9VA, 1.8W for 39 (max 0.05W lamp)
- Kelvin: 2200k
- 30,000 hrs lamp life
- Suitable for dry locations only

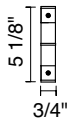
Ordering Codes

Follow the steps to specify your fixture,

example:

1 Base	2 Type	3 Finish	4 Crystal Option
225 Flight Track	001 clear festoon lamps 002 frosted festoon lamps 003 violet festoon lamps* 004 blue festoon lamps* 005 green festoon lamps* 006 yellow festoon lamps* 007 orange festoon lamps* 008 red festoon lamps* 009 multi-color festoon lamps* 001LED LED festoon lamps	mc matte chrome	A amber crystals B blue crystals C clear crystals

*clear crystal option only
 †amber crystal option unavailable
 *blue crystal option unavailable



Ordering Codes

Follow the steps to specify your fixture,

example:

1 Base	2 Type	3 Finish
225 Flight	050 end cap 040 conductive connector 045 iso connector	mc matte chrome

Flight End Cap and Connectors

Description

Two End Caps are needed to begin and end Flight track. Connectors may be used to connect two track segments or isolate a track segment. Matte chrome finish.

Tech Specs

- 300VA maximum thru-put
- 12V AC/DC rated
- Suitable for dry locations only




Job Name:


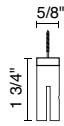
Contact:

Ordering Code:

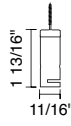
Fixture Type:



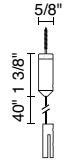
010



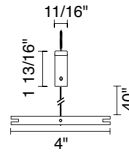
015



020



025



Flight Mounting

Description
Mounting for Flight track. Matte chrome finish.

Tech Specs

- suspension supports can be field shortened

Ordering Codes
Follow the steps to specify your fixture,

example:

1 Base	2 Type	3 Finish
225 Flight	010 flush mount support vertical 015 flush mount support horizontal 020 suspension support vertical 025 suspension support horizontal	mc matte chrome



030



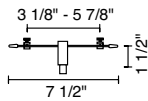
035



Ordering Codes
Follow the steps to specify your fixture,

example:

1 Base	2 Type	3 Finish
225 Flight	030 power feed 035 LED power feed	mc matte chrome



Ordering Codes
Follow the steps to specify your fixture,

example:

1 Base	2 Type	3 Finish
150 Flight	390 uni-plug adapter	mc matte chrome

Flight Power Supply

Description
Connects Flight track to transformer. Matte chrome finish.

Tech Specs

- 300VA maximum thru-put
- 12V AC/DC rated
- Suitable for dry locations only

Tech Specs : LED

- 12VA maximum thru-put
- 12VAC rated
- Suitable for dry locations only

Flight Adapter

Description
Connects uni-plug fixtures to Flight track. Matte chrome finish.

Tech Specs

- 70 Watt maximum for halogen
- 70VA maximum for LED
- 12V AC/DC rated
- Suitable for dry locations only