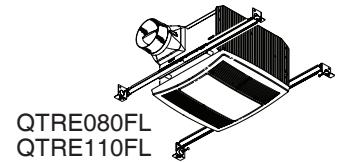


QTR / QTRE SERIES FAN / LIGHT / NIGHT LIGHTS MODELS QTR080L, QTR110L, QTRE080FL, QTRE110FL



Ultra-quiet, high performance bath fan / light with a modern-styled grille.

FEATURES

BLOWER:

- Plug-in, permanently lubricated motor - engineered for continuous operation
- Dynamically balanced centrifugal blower wheel for quiet, efficient performance
- Low RPM for quiet operation
- Resilient anti-vibration motor mounts

HOUSING:

- Rugged, 26 gauge, galvanized steel construction
- Polymeric, 4" duct connector with tapered sleeve and no metallic clatter
- 7-5/8" height allows for 2" x 8" (nominal) joist installations
- Sturdy, easy, four-point mounting directly to joist
- Includes unique spacer (patent pending) for mounting to engineered "I" joists
- Includes hanger bars to position housing anywhere between 16" to 24"-on-center joists (Models QTRE080FL & QTRE110FL only)
- Two sets of mounting holes for hanger bars allow flush installation with bottom or top of drywall (Models QTRE080FL & QTRE110FL only)
- Can be mounted in ceilings up to 12/12 pitch (Models QTRE080FL & QTRE110FL only) or 7/12 pitch (Models QTR080L & QTR110L only)

GRILLE:

- Polymeric construction
- Innovative design - the result of extensive research with designers and consumers
- 26W fluorescent lamp* (Models QTRE080FL & QTRE110FL only) (bulb included)
- 100W incandescent lamp (Models QTR080L & QTR110L only) (bulb not included)
- 4W night light (all models) (bulb not included)
- Durable steel reflector with white enamel finish

CONTROLS (Purchase separately):

- Refer to Broan's catalog for a complete line of accessories to effectively adapt these fans to your construction requirements

U.L. Listed for use over bathtubs and showers when connected to a GFCI protected branch circuit (ceiling mount only).

U.L. Listed for use in insulated ceilings (TYPE I.C.)

3-Year Warranty

TYPICAL SPECIFICATION

Ceiling Ventilator shall be Broan Model QTR080L (QTR110L) (QTRE080FL) (QTRE110FL).

Ceiling Ventilator shall have corrosion resistant galvanized steel housing with four-point mounting capability. It shall be ducted to a roof or wall cap using 4" round ductwork.

Blower assembly shall be removable, have a centrifugal-type blower wheel and a permanently lubricated motor designed for continuous operation and mounted with resilient anti-vibration mounts.

Non-metallic damper/duct connector shall be included.

Lamp shall be 26W fluorescent * (Models QTRE080FL & QTRE110FL only) or 100W incandescent (Models QTR080L & QTR110L only) with separate 4W night light.

Air delivery shall be no less than 80 (110) CFM and sound level no greater than 0.8 (1.0) (1.3) (1.5) Sones. All air and sound ratings shall be certified by HVI.

Ceiling ventilator shall be Energy Star® qualified and have an energy efficient permanent split capacitor motor (Models QTRE080FL & QTRE110FL only).

Ceiling Ventilator shall be U.L. Listed for use in insulated ceilings (Type I.C.) and for use over bathtubs and showers when connected to a GFCI protected branch circuit.



* Use only one of the following
26W fluorescent lamps:
G.E. F26DBXT4/E/827
G.E. F26DBXT4/SPX27
PANASONIC FQ26E27/2
PHILIPS PL-26W/827/ALTO
OSRAM/SYLVANIA CF26DD/827
NEMA Type CFQ26W/G24D/827
Broan 99271311

Models
QTRE080FL &
QTRE110FL
only.

Broan-NuTone LLC, 926 West State Street, Hartford, WI 53027 (1-800-637-1453)

REFERENCE	QTY.	REMARKS	Project
			Location
			Architect
			Engineer
			Contractor
			Submitted by Date

PERFORMANCE RATINGS QTR / QTRE SERIES FAN / LIGHT / NIGHT LIGHTS

HVI PERFORMANCE

Model	Sones * @0.1" Ps	CFM @0.1" Ps
QTR080L	1.0	80
QTR110L	1.5	110
QTRE080FL	0.8	80
QTRE110FL	1.3	110



HVI-2100 CERTIFIED RATINGS comply with new testing technologies and procedures prescribed by the Home Ventilating Institute, for off-the-shelf products, as they are available to consumers. Product performance is rated at 0.1 in. static pressure, based on tests conducted in AMCA's state-of-the-art test laboratory. Sones are a measure of humanly-perceived loudness, based on laboratory measurements.

AMPS

Model	Amps *
QTR080L	1.6
QTR110L	1.8
QTRE080FL	1.0
QTRE110FL	1.1

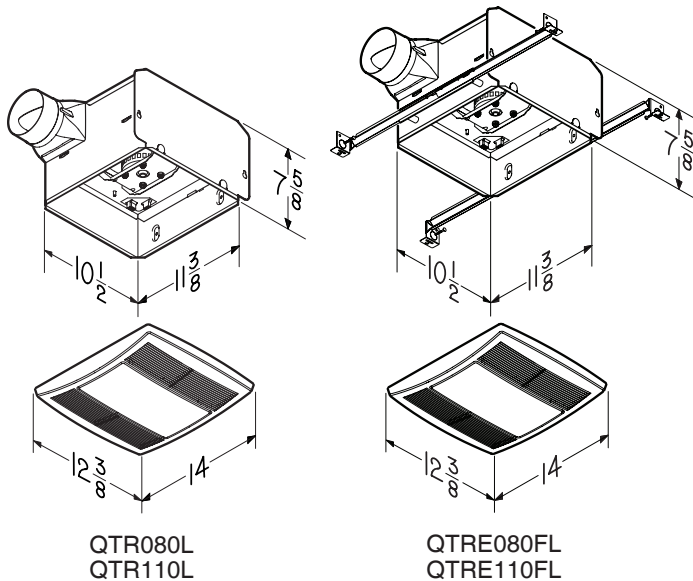
* Total connected load

WEIGHT

Model	Shipping Weight
QTR080L	13.8 lbs.
QTR110L	13.8 lbs.
QTRE080FL	15.4 lbs.
QTRE110FL	15.4 lbs.

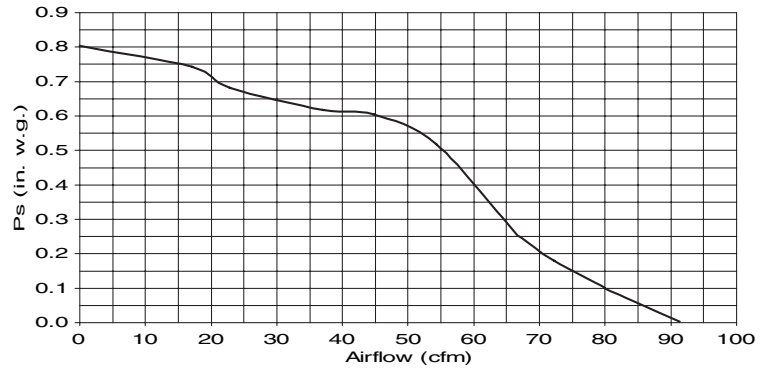


Models QTRE080FL & QTRE110FL only.

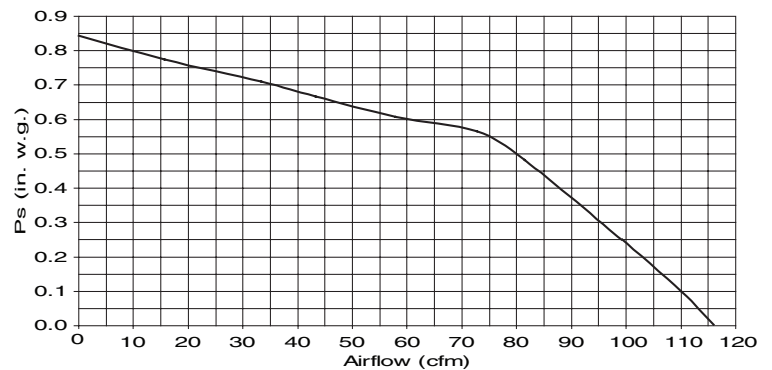


AIR FLOW PERFORMANCE

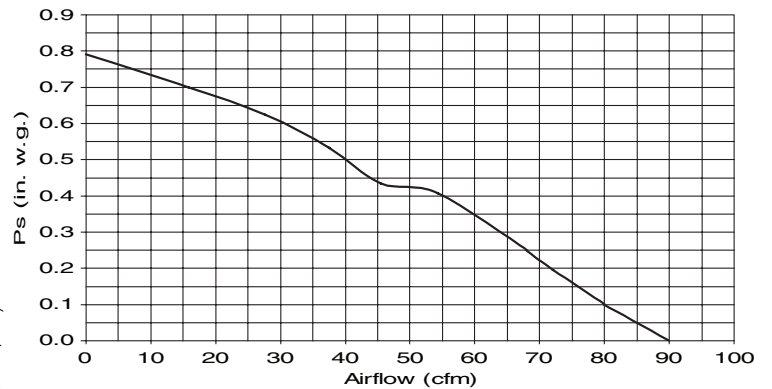
MODEL QTR080L



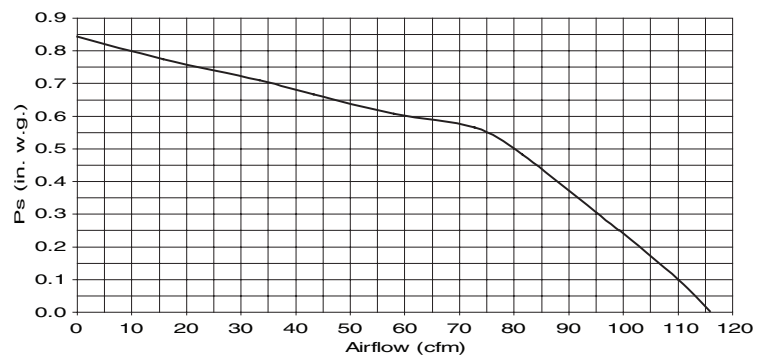
MODEL QTR110L



MODEL QTRE080FL



MODEL QTRE110FL



Broan-NuTone LLC, 926 West State Street, Hartford, Wisconsin 53027 (1-800-637-1453)