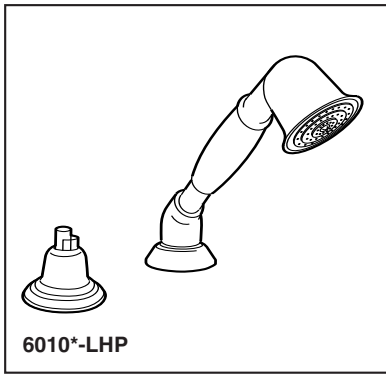


BRIZO™

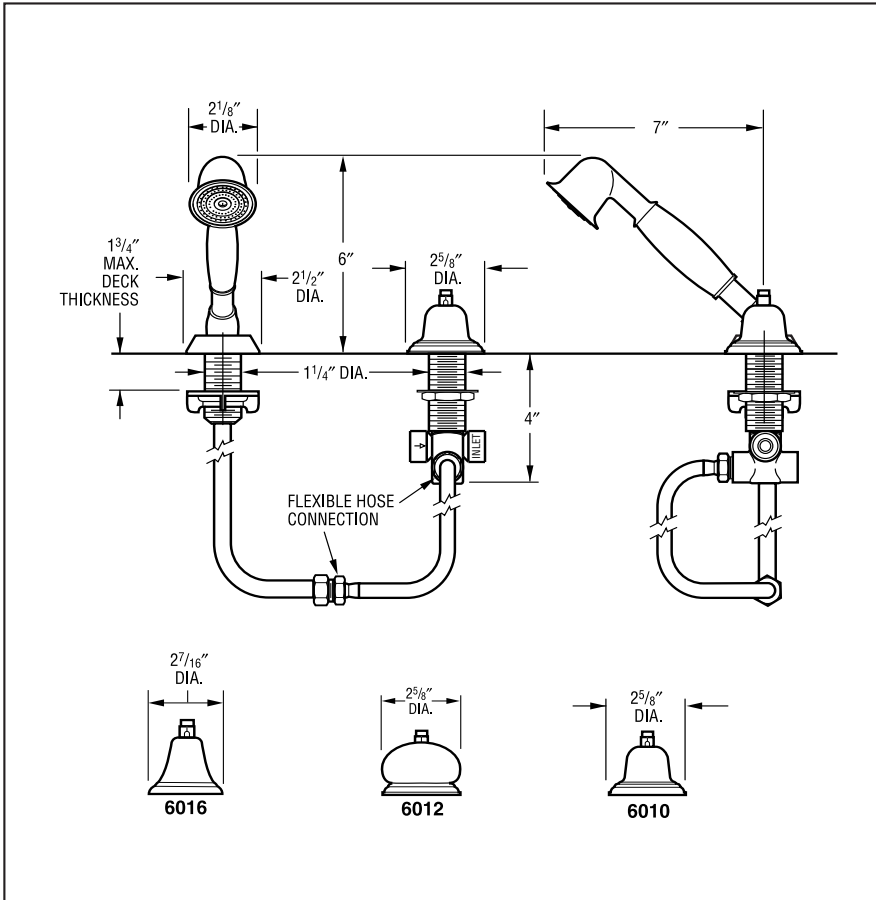
SPECIALTY FAUCETS

- Traditional
- Hand-Held Shower
- Ledge Mount
- Ceramic Disc Valving



Submitted Model No.: _____

Specific Features: _____



Lever & Cross Handles Only

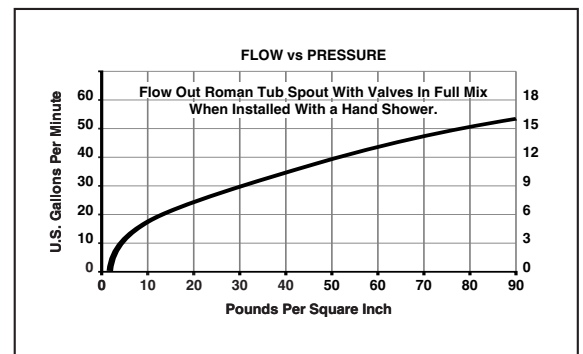
COMPLIES WITH:

- ◆ ASME A112.18.1
- ◆ ASME A112.18.3
- ◆ CSA B125
- IAPMO Listed
- CSA Certified
- CABO/ANSI A117.1/ADA
(Levers & Cross Handles Only)
- ASSE 1014
- GSA A-A-237
- GSA WW-P-541/7C

STANDARD SPECIFICATIONS:

- Roman tub hand-held shower.
- Ceramic disc valving.
- Ledge or wall mount transfer valve.
Maximum 1 3/4" deck thickness.
- 69" flexible hose.

◆ Your Brizo™ hand shower incorporates a backflow protection system that has been tested to be in compliance with ASME A112.18.3, CSA B125 and ASME A112.18.1. It incorporates two certified check valves in series, which operate independently and are integral, non-serviceable parts of the wand assembly.

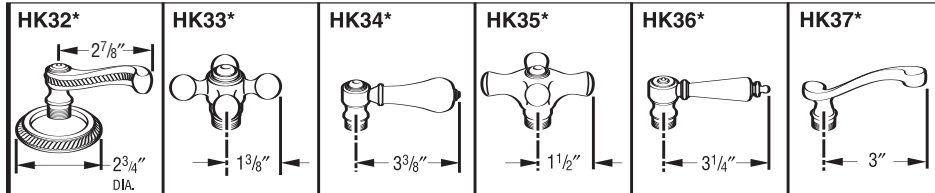


Standard Features	6010- [*] LHP	6012- [*] LHP	6016- [*] LHP
2.5 GPM Flow from Handshower	◆	◆	◆
Ceramic Disc Valving	◆	◆	◆
Traditional	◆	◆	◆

*To specify finish, add suffix.

▲RB is unavailable on Belle Series.

AVAILABLE HANDLE OPTIONS:



*To specify finish add suffix

Available Finishes

Suffix	Finish
BB	Brilliance [®] Brass
PC	Polished Chrome
PN	Brilliance [®] Polished Nickel
RB [▲]	Venetian Bronze [™]
SN	Satin Nickel