

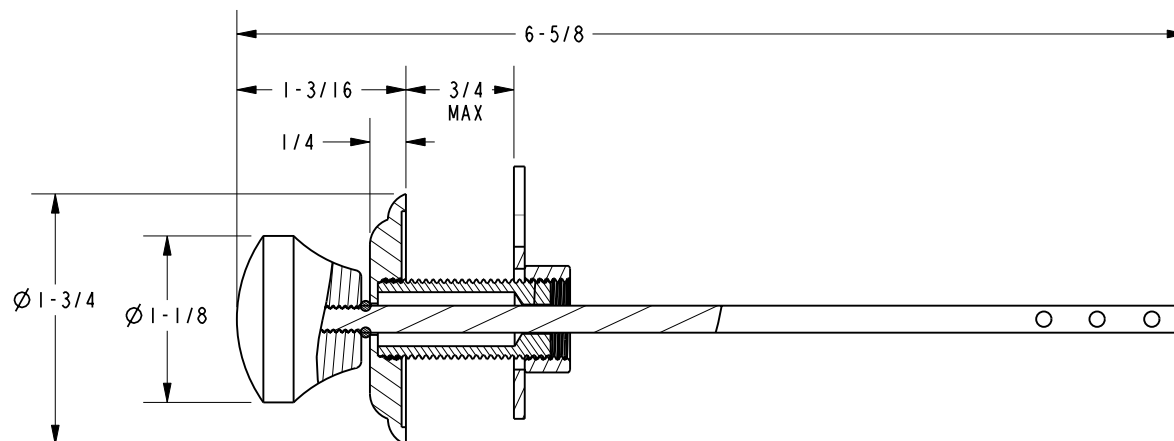
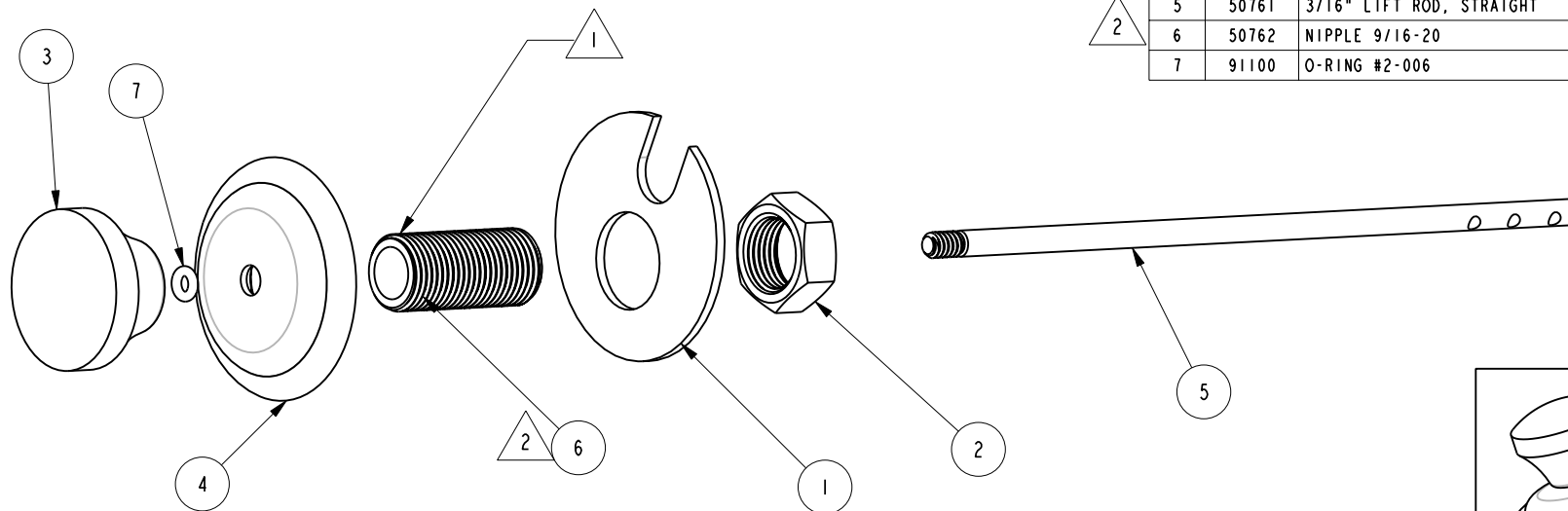
NOTE:

1 APPLY ADHESIVE LOCTITE 680 OR EQUIVALENT BETWEEN ITEMS 4 AND 6

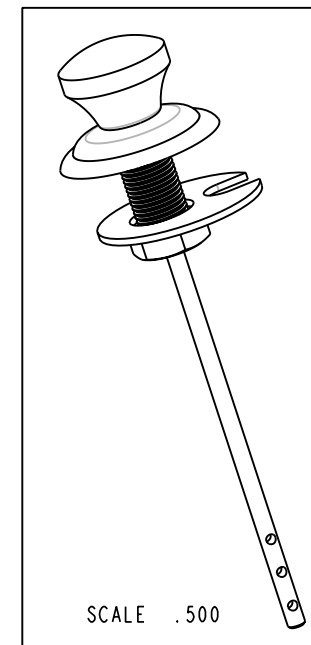
2 SEE SECTION A-A FOR DETAIL OF ITEM 6 ORIENTATION

BILL OF MATERIAL (CURRENT LEVEL)

ITEM	PT/ASSY	DESCRIPTION	TYPE	QTY.
1	10054	WASHER SS 830, 840, 970	PART	1
2	10259	HEX NUT 9/16 X 20 MADE	PART	1
3	10961	SMOOTH POP - UP KNOB	PART	1
4	11075	FLANGE POP-UP ROD, BRIDGE	PART	1
5	50761	3/16" LIFT ROD, STRAIGHT	PART	1
6	50762	NIPPLE 9/16-20	PART	1
7	91100	O-RING #2-006	PART	1



SECTION A-A



COPYRIGHT 2005 BRASSTECH, INC. THESE DRAWINGS AND THE DESIGNS DEPICTED HEREIN ARE THE PROPRIETARY PROPERTY OF BRASSTECH. ANY USE OR REPRODUCTION IS SUBJECT TO THE EXPRESS APPROVAL OF BRASSTECH. UNAUTHORIZED USE IS STRICTLY PROHIBITED. ALL RIGHTS RESERVED.

BRASSTECH
INCORPORATED
2001 E. CARNEGIE AVE.
SANTA ANA, CA 92705
(949) 417-5207

TOP MOUNT TOILET
LIFT ROD, STRAIGHT

ASSY. NO. 501-1		REV		REV DESC		DATE	
SCALE .750	REF. -	SHEET 1	OF 1	REV	REV DESC	DATE	