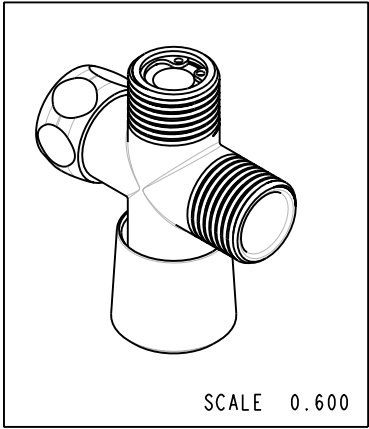
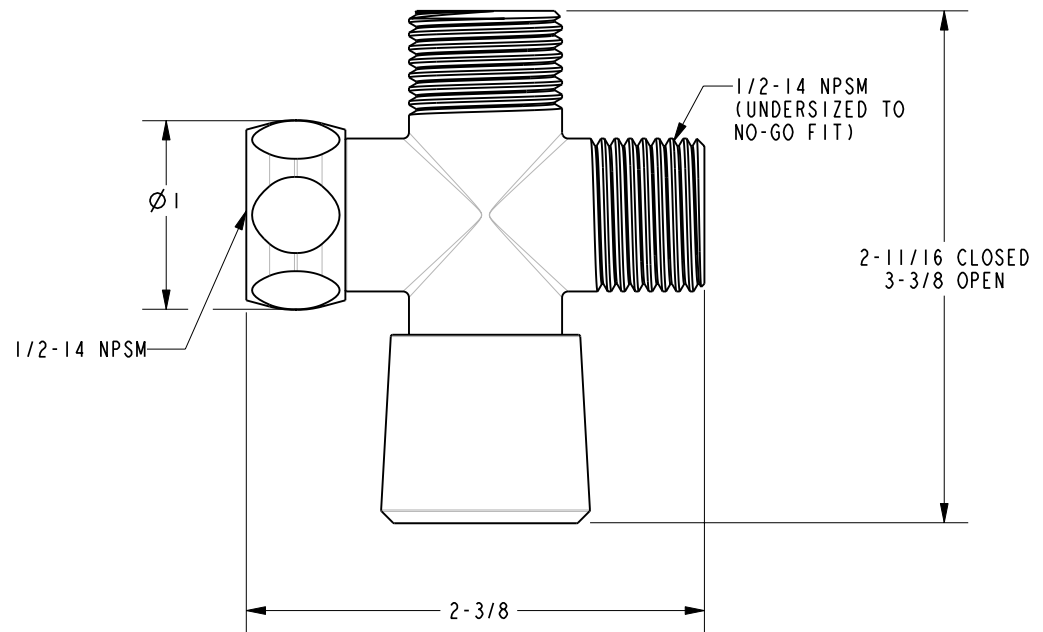
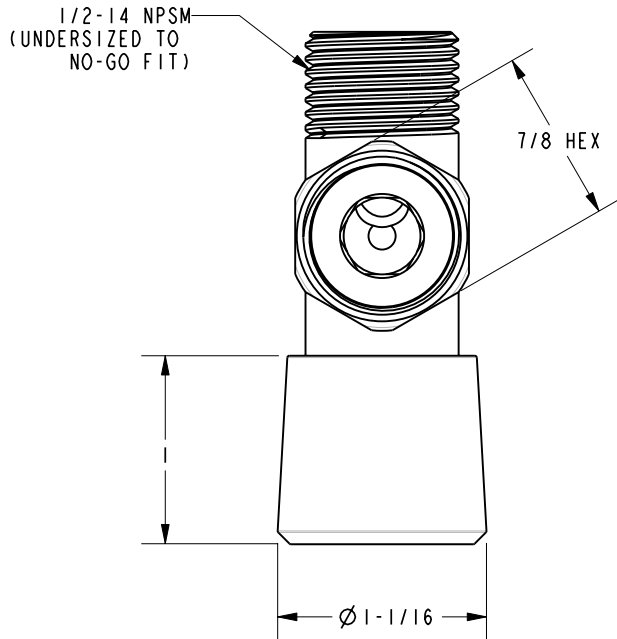


BILL OF MATERIAL (CURRENT LEVEL)				
ITEM	PT/ASSY	DESCRIPTION	TYPE	QTY.
1	50291	BODY	PART	1
2	50292	CAP	PART	1
3	50293	NUT	PART	1
4	91153	WSHR .438 X .738	PART	1
5	92069	RETAINING RING	PART	1
6	5-040	SLV/O-RING ASM	ASSEMBLY	1
7	5-041	CENTER ROD ASM	ASSEMBLY	1
8	5-042	SEAT ASM	ASSEMBLY	1



# SPECIFICATION DWG



DIMENSIONS ARE IN INCHES AND AN APPROXIMATION OF A TYPICAL INSTALLATION

COPYRIGHT 2005 BRASSTECH, INC. THESE DRAWINGS AND THE DESIGNS DEPICTED HEREIN ARE THE PROPRIETARY PROPERTY OF BRASSTECH. ANY USE OR REPRODUCTION IS SUBJECT TO THE EXPRESS APPROVAL OF BRASSTECH. UNAUTHORIZED USE IS STRICTLY PROHIBITED. ALL RIGHTS RESERVED.

<b>BRASSTECH</b> INCORPORATED		2001 E. CARNEGIE AVE. SANTA ANA, CA 92705 (949) 417-5207	
DWG NO.	286	REV	A
SCALE	1,000	REF.	-
SHEET	2	OF	2