



Enclosure Dimensions

Closet: Stacked



Closet: Stand Alone (shown) or Side by Side




Clearance requirements (Minimum)	
A Both Sides	5/8 in.
B Top	6 1/4 in.
C Rear	3 1/4 in.
D Front	3 1/2 in.

Ventilation Area (Minimum)	
E Top	63 sq. in.
F Bottom	63 sq. in.

Vent Spacing	
G	37 in.
H	26 in.
J	3 in.
K	29 in.

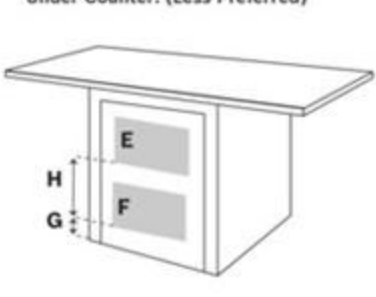
Enclosure Dimensions

Under Counter: (Preferred)



Front of the appliance fully open. No doors or coverings.

Under Counter: (Less Preferred)



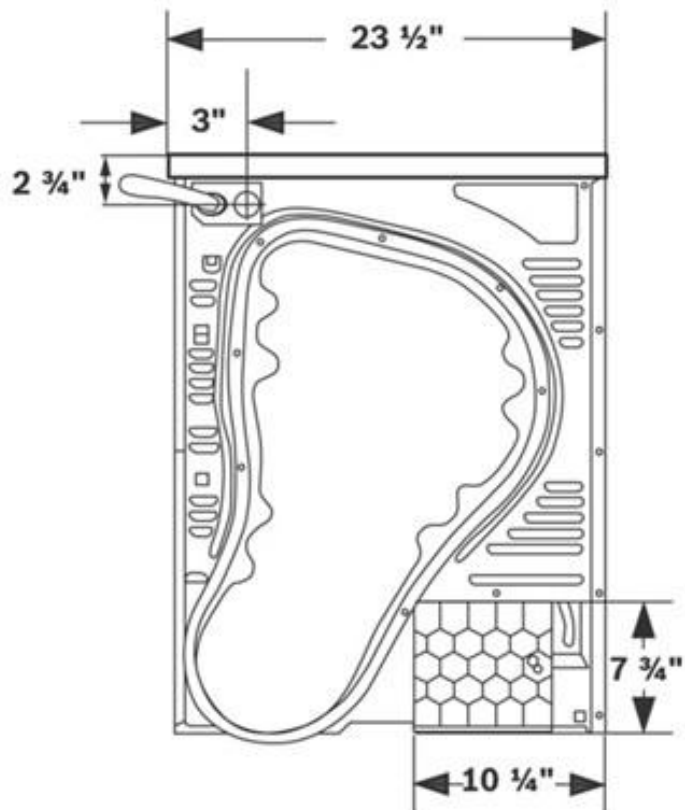
If front of the appliance is covered, ventilation openings must be installed.

Minimum opening dimensions	
a	23 7/8 in.
b	23 7/8 in.
c	33 1/2 in.

E & F are minimum area sizes	
E	63 sq. in.
F	63 sq. in.

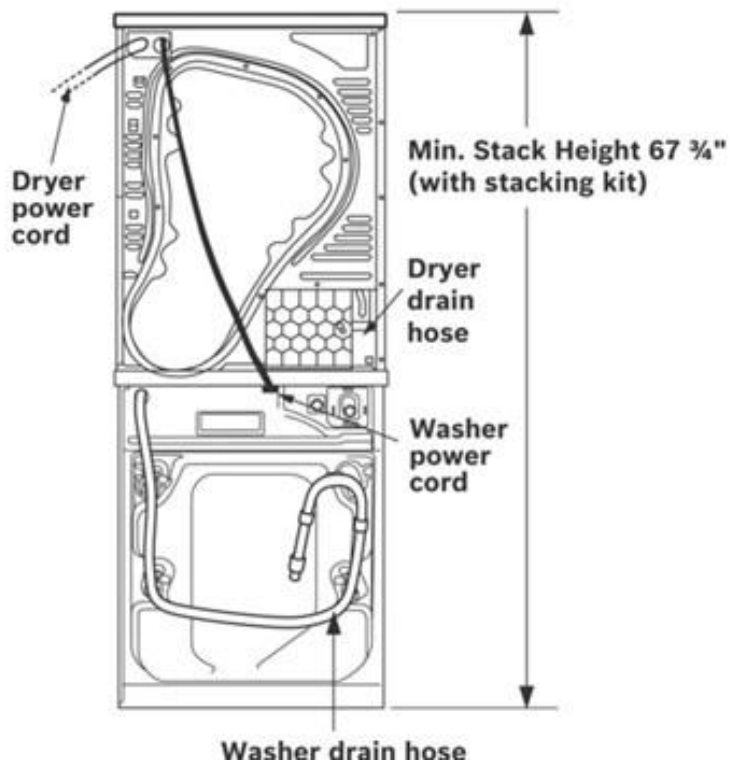
G & H actual spacing dimensions for min. open area sizes	
G	3 in.
H	14 in.

Dimensions in inches

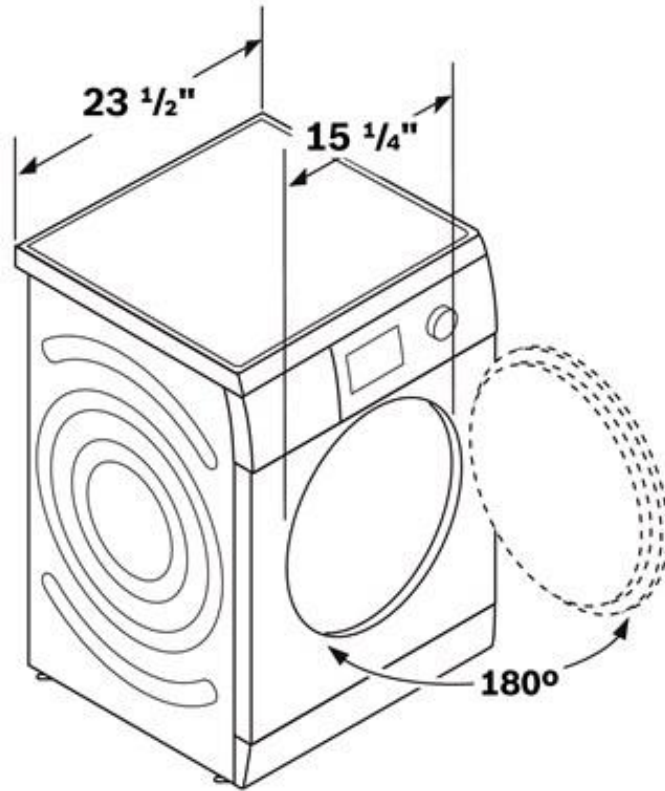


Dimensions in inches

Washer plugged into the dryer



mensions in inches



Dimensions in inches

