

FEATURED MODEL

440197 1-1/2 Bowl, 9-1/2" & 8" bowl depths, CAFE BROWN

ADDITIONAL MODELS

- 440198 1-1/2 Bowl, 9-1/2" & 8" bowl depths, METALLIC GRAY
- 440199 1-1/2 Bowl, 9-1/2" & 8" bowl depths, ANTHRACITE
- 440200 1-1/2 Bowl, 9-1/2" & 8" bowl depths, WHITE
- 440201 1-1/2 Bowl, 9-1/2" & 8" bowl depths, BISCUIT
- 441221 1-1/2 Bowl, 9-1/2" & 8" bowl depths, BISCOTTI
- 441282 1-1/2 Bowl, 9-1/2" & 8" bowl depths, TRUFFLE
- 441464 1-1/2 Bowl, 9-1/2" & 8" bowl depths, CINDER

Versatile dual deck design can be installed as a drop-in or undermount.

FEATURES

- Required outside cabinet: 33" (drop-in), 36" (undermount)
- 80% solid granite
- Heat resistant up to 536°F
- Unsurpassed cleanability backed by industry leading 7 patents!
- Resistant to scratches, stains and all household acids and alkali solutions
- Template provided
- Undermount clips NOT included
- Limited lifetime warranty
- 1/2" deck thickness

OPTIONAL ACCESSORIES

- Sink Grid: 221011
- Colander: 440492
- Cutting Board: 440227 (drop-in only)

CODE/STANDARDS COMPLIANCE

ANSI Z124.6-97
 IAPMO/UPC listed

WARRANTY

BLANCO'S SILGRANIT II Series sinks feature a LIMITED LIFETIME WARRANTY to be free of all manufacturing defects under normal use. See our complete warranty for details.

While BLANCO endeavors to provide accurate information, all dimensions are nominal, cannot be guaranteed, and are subject to change or cancellation. BLANCO assumes no responsibility for use of superseded or voided specifications.

JOB INFORMATION

Job Name: _____
 Contact: _____
 Date Specified: _____
 Specifier: _____
 Contractor: _____

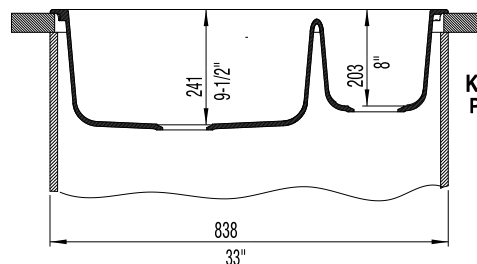
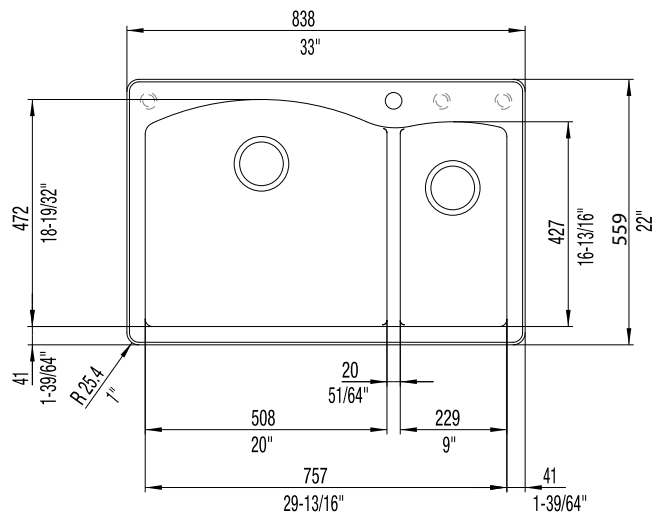


Model 440199 shown

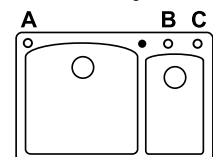
NOMINAL DIMENSIONS

OVERALL	CUTOUT SIZE	BOWL DEPTH		DRAIN DIAMETER
		LEFT	RIGHT	
33" x 22"	32-1/4" x 21-1/4"	9-1/2"	8"	3-1/2"

DXF cutout templates (Undermount and Drop-In versions) available on our website



KNOCKOUT HOLE LOCATIONS
 Pre-drilled for single-hole faucet.



Note: Distance between B & C holes is approx. 5" on center, because of clip location.