

# PARTS LIST / LISTE DES PIÈCES / LISTA DE PIEZAS

DESCRIPTION / DESCRIPCIÓN : DRAWER CHEST / COMMUNE À TIROIRS / CÓMODA

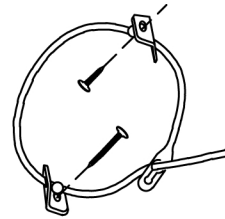
## ⚠ WARNING

Serious or fatal crushing injuries can occur from furniture tip-over. To help prevent tip-over:

- Install tipover restraint provided.
- Place heaviest items in the lowest drawers.
- Do not set TV's or other heavy objects on top of this product, unless the product is specifically designed to accommodate them.
- Never allow children to climb or hang on drawers, doors, or shelves.
- Never open more than one drawer at a time.

Use of tip-over restraints may only reduce, but not eliminate the risk of tip-over.

*This is a permanent label. Do not remove!*



A

- x1 Tipping restraint
- x1 Liste des pièces de quincaillerie antibasculement
- x1 Abrazadera antivuelco



*\*Replaceable Part*

# ASSEMBLY INSTRUCTIONS / NOTICE DE MONTAGE / INSTRUCCIONES DE MONTAJE

DESCRIPTION / DESCRIPCIÓN : DRAWER CHEST / COMMODE À TIROIRS / CÓMODA

## ⚠ WARNING

Serious or fatal crushing injuries can occur from furniture tip-over. To help prevent tip-over:

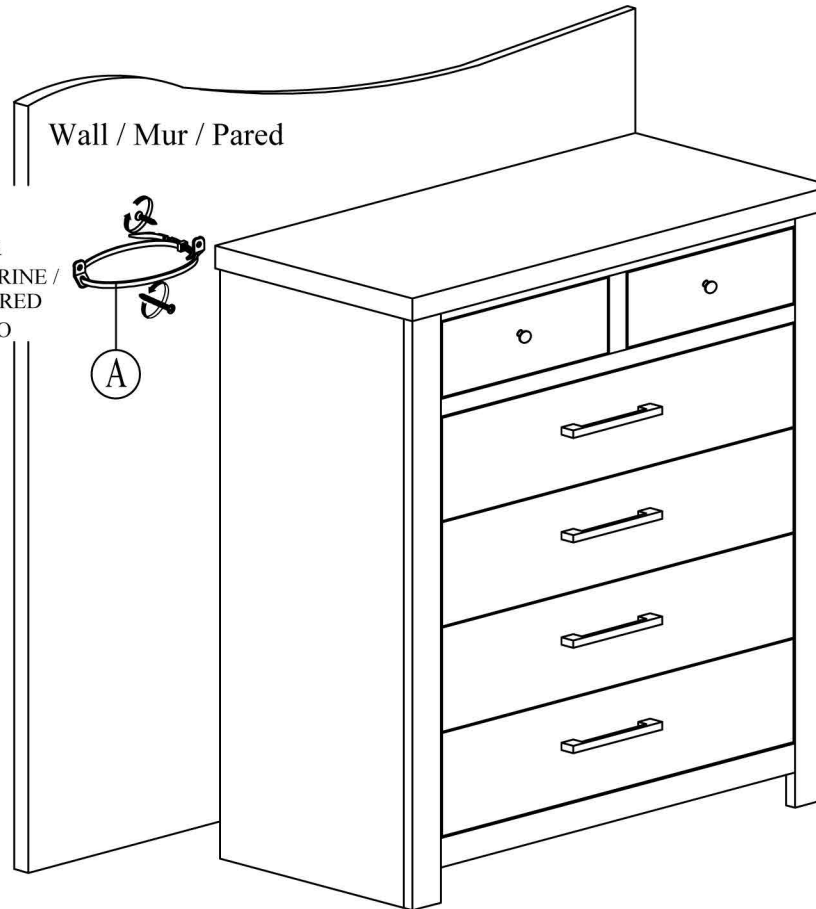
- Install tipover restraint provided.
- Place heaviest items in the lowest drawers.
- Do not set TV's or other heavy objects on top of this product, unless the product is specifically designed to accommodate them.
- Never allow children to climb or hang on drawers, doors, or shelves.
- Never open more than one drawer at a time.

Use of tip-over restraints may only reduce, but not eliminate the risk of tip-over.

*This is a permanent label. Do not remove!*



AFFIX TO WALL  
BEHIND CHEST /  
KENAFFIX AU MUR  
DERRIÈRE LA POITRINE /  
KENAFFIX A LA PARED  
DETRÁS DEL PECHO



*\*Replaceable Part*

# REPLACEABLE PART / PARTIE REMPLAÇABLE / PARTE REEMPLAZABLE

DESCRIPTION / DESCRIPCIÓN : DRAWER CHEST / COMMUNE À TIROIRS / CÓMODA

## ⚠ WARNING

Serious or fatal crushing injuries can occur from furniture tip-over. To help prevent tip-over:

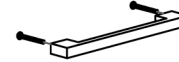
- Install tipover restraint provided.
- Place heaviest items in the lowest drawers.
- Do not set TV's or other heavy objects on top of this product, unless the product is specifically designed to accommodate them.
- Never allow children to climb or hang on drawers, doors, or shelves.
- Never open more than one drawer at a time.

Use of tip-over restraints may only reduce, but not eliminate the risk of tip-over.

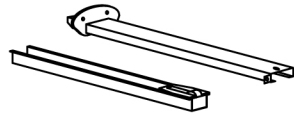
*This is a permanent label. Do not remove!*



x2 RS466-040-KNOB \*  
Knob with Screw  
Poignée + vis  
Tirador + Tornillo



x4 RS466-040-PULL \*  
Pull with Screw  
Tirer + vis  
Tire + Tornillo



x6 RS466-015-DG \*  
Drawer Glide  
Glissière  
Carril de deslizamiento



x4 RC-BR-NAIL \*  
Brown Plastic Nail  
Clou en plastique  
Clavo de plástico



*\*Replaceable Part*