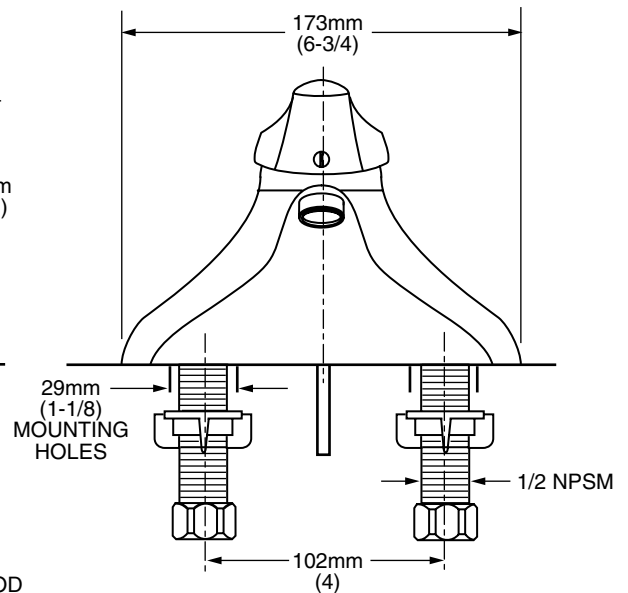
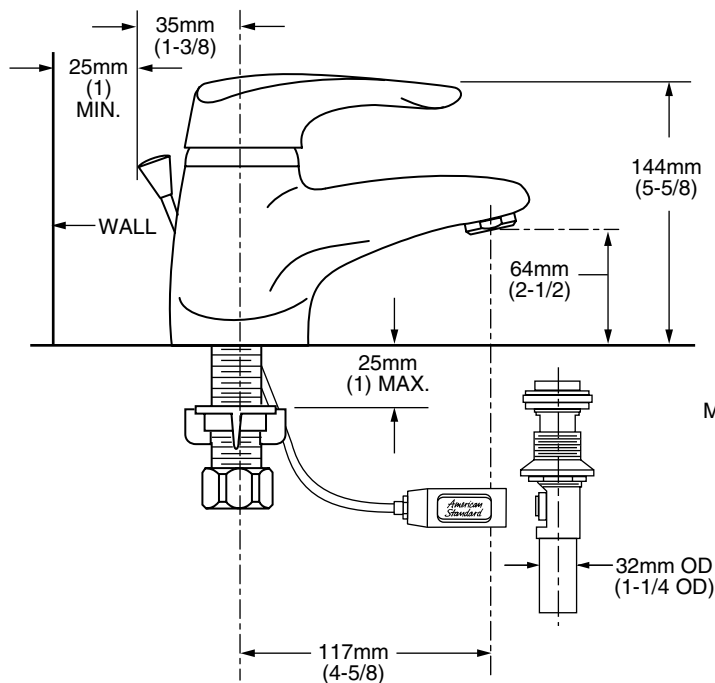


MODEL NUMBER:

- ☐ **1480.110 Seva Single Control Centerset**
Metal Speed Connect® Pop-up drain.
- ☐ **1480.115 Seva Single Control Centerset**
Less pop-up drain, Less pop-up hole.



GENERAL DESCRIPTION:

Cast brass centerset body with metal handle. Washerless 47mm ceramic disc valve cartridge. Equipped with a hot limit safety stop. 1/2" male threaded brass inlet shanks with brass coupling nuts. 20" (500mm) long flexible stainless steel drain cable is pre-assembled to faucet body. Metal Speed Connect® drain body with 1-1/4 inch (32mm) tail piece. 1.5 gpm/5.7L/min. maximum flow rate. Fitting mounts on 4" centers.

PRODUCT FEATURES:

Brass Waterway: Highest quality faucet materials for durability & long life.

Ceramic Disc Valve Cartridge: Assures a lifetime of drip-free performance.

Adjustable Hot Limit Safety Stop: Limits the amount of hot water allowed to mix with cold. Reduces the risk of accidental scalding.

Low Lead: Meets NSF Standard 61/Section 9 & Prop 65 lead requirements.

Exclusive Speed Connect Metal Drain:

- Fewer parts. Installs in less time.
- No adjustments required - seals the first time, every time.
- Flexible stainless steel cable - installs effortlessly in tight spaces.

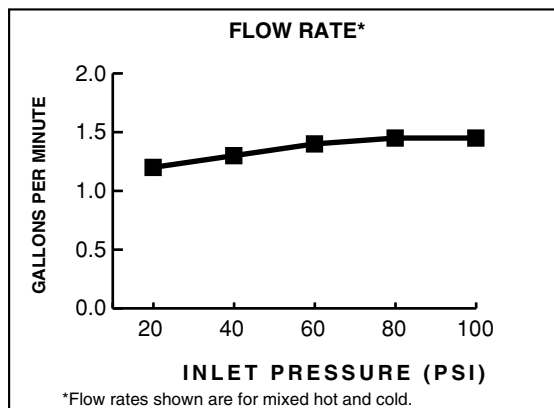
SUGGESTED SPECIFICATION:

Single control centerset lavatory fitting shall feature a cast brass body with all metal handle. Shall feature 1/2" male threaded brass inlet shanks with brass coupling nuts. Shall also feature washerless ceramic disc valve cartridge with a hot limit safety stop. Shall also feature a metal drain body with stainless steel cable actuation. Faucet shall be American Standard Model # 1480._____.

CODES AND STANDARDS


These products meet or exceed the following codes and standards:

ANSI A117.1
ASME A112.18.1
CSA B 125
NSF 61/Section 9



Product Number	Description	Finish Options	
		Polished Chrome	PVD Satin Nickel
		002	295
1480.110	Seva Single Control Centerset. Metal Speed Connect® Pop-up drain.		
1480.115	Seva Single Control Centerset, Less pop-up drain, Less pop-up hole.		N/A

N/A = NOT AVAILABLE

 Meets the American Disabilities Act Guidelines and **ANSI A117.1** Requirements for the physically challenged.