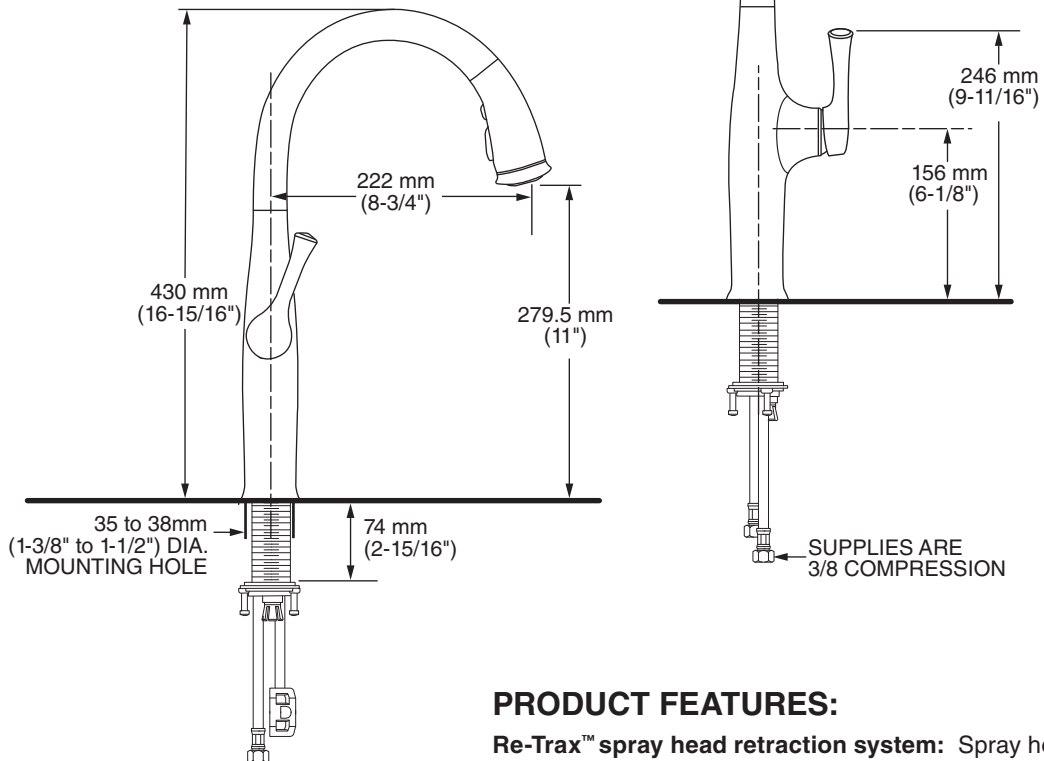


**LEAD  
FREE**

**MODEL NUMBER:**

☐ 4968.300 Pull-Down Kitchen Faucet



**GENERAL DESCRIPTION:**

Single control kitchen faucet featuring brass swivel spout and semi-nested pull-down two function spray head with pause. 35 mm ceramic disc valve cartridge, metal body and ADA metal lever handle. Includes integrated color coded braided stainless steel supply hoses with 3/8" compression connections. Durable braided nylon spray hose is complete with two integral check valves. Maximum flow rate is 1.5 gpm / 5.7 L / min. Metal mounting shank with brass fixation ring. Fitting can be mounted with or without escutcheon plate (sold separately).

**PRODUCT FEATURES:**

- Re-Trax™ spray head retraction system:** Spray hose technology system to ensure smooth pull-out, operation and retraction of spray head.
- Ceramic Disc Valve Cartridge:** Precise temperature and flow control with a lifetime of drip-free, maintenance-free performance.
- Lead Free:** Faucet contains  $\leq 0.25\%$  total lead content by weighted average.
- Integral Check Valves:** Prevents back flow.
- Available Exclusively at Ferguson® Showrooms.

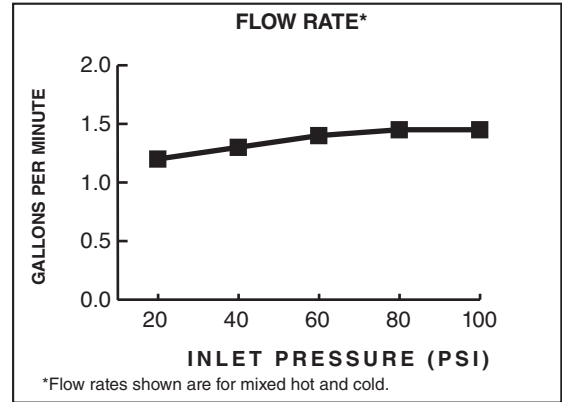
**SUGGESTED SPECIFICATION:**

Single control kitchen pull-down faucet shall feature a high arc brass swivel spout with semi-nested spray head and metal lever handle. Shall also feature 35 mm washerless ceramic disc valve cartridge and flexible Stainless Steel supply hoses. Faucet shall be American Standard Model # 4968.300.\_\_\_\_\_.





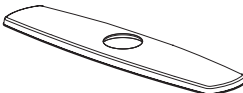
**CODES AND STANDARDS**

These products meet or exceed the following codes and standards:

- ANSI A117.1**
- ASME A112.18.1**
- CSA B125.1**
- NSF 61/Section 9**
- NSF 372**



**1.5 gpm/5.7 L/min. FLOW RATE**

Product Number	Description	Finish Options		
		Polished Chrome	PVD Stainless Steel	Legacy Bronze
		002	075	278
4968.300	Estate Pull-Down Kitchen Faucet			
4968.331	Estate Candy Apple Red Spray Head 	002	075	
4968.332	Estate Aqua Sky Spray Head 	002	075	
4968.333	Estate Citron Lime Spray Head 	002	075	
4968.334	Estate Slate Gray Spray Head 	002	075	
1660.151	Estate Kitchen Faucet Deck Plate 	002	075	278

 Meets the American Disabilities Act Guidelines and **ANSI A117.1** Requirements for the physically challenged.